

0674845860302022

BioTrack Lot ID: 0674845860302022

Sample ID: 2503ANSCT0207-1335 Completed: 04/07/2025
Strain: Iccee Blizzard Expiration: 04/07/2026
Plant, Flower - Cured,,,,

Client
Earl Baker
Lic. # ACME0005377
84 Colonial Rd
Manchester, CT 06042

Sample Size: 8 units
COC #: 2503ANSCT0207; Number of Servings: ; Amended: No; Sample Condition: Intact;



Summary

Test	Date Tested	Result
Batch		Pass
Cannabinoids	04/01/2025	Complete
Moisture	04/01/2025	10% - Complete
Water Activity	04/01/2025	0.41 aw - Complete
Terpenes	04/02/2025	Complete
Microbials	04/01/2025	Pass
Mycotoxins	04/03/2025	Pass
Pesticides	04/03/2025	Pass
Heavy Metals	04/02/2025	Pass

Moisture Entered By: 012
Instrument ID: MA-1
Moisture analyzed per SOP-004

Water Activity Entered By: 012
Instrument ID: WA-1
Water Activity analyzed per SOP-020. NT= Not Tested, NR = Not Reported.

Cannabinoids

Complete

30.076% Total Active THC	ND Total Active CBD	30.589% Total Active Cannabinoids
------------------------------------	-------------------------------	---

Analyte	LOD	LOQ	Result	Result	Qualifiers
	%	%	%	mg/g	
THCa	0.00003	0.00010	33.340	333.400	
Δ9-THC	0.00003	0.00010	0.830	8.300	
THCVa	0.00001	0.00010	0.590	5.900	
Total Available THC			34.177	341.772	
Total Active THC			30.076	300.759	
Total Available CBD			ND	ND	
Total Active CBD			ND	ND	
Total Available Cannabinoids			34.769	347.686	
Total Active Cannabinoids			30.589	305.886	

Entered by: 5; Instrument ID: 1; Date Tested: 04/01/2025; 1 servings per container.
Cannabinoids analyzed by SOP-009. LOD= Limit of Detection, LOQ = Limit of Quantitation, ND = Not Detected. Total Available THC = D9-THC + THCA. Total Active THC = D9-THC + (THCA0.877). Total Available CBD = CBD + CBDA. Total Active CBD = CBD +(CBDA0.877). Total Active Cannabinoids = THCA0.877+ d9 THC+ d8 THC+ THCVa0.867+ THCV+ CBDA 0.877 + CBD+ CBDV+ CBDVA 0.867+ CBNA0.876+ CBN + CBGA0.878+ CBG + CBCA*0.877+CBC+ CBL+ CBT. Total Available Cannabinoids = sum of all detected cannabinoids.





Ryan Picard
Lab Director
04/07/2025

Confident LIMS
All Rights Reserved
coa.support@confidentlims.com
(866) 506-5866
www.confidentlims.com



The sampling was performed by Analytics Labs CT LLC, in accordance with established sampling protocols. Samples were received intact and underwent testing following all appropriate chain of custody and sample control protocols. All pass limits are as specified in the most recent version of Chapter 420f Sec. 21a 408-414, Chapter 420h Sec. 21a 420-429 and 21a 421j-(1-40). This product has been tested by Analytics Labs using internally validated testing methodologies and a quality management system. Uncertainty and test condition information is available upon request. Decision Rule (measurement of uncertainty) is not used to determine Pass/Fail. Analytics Labs makes no claim as to the efficacy, safety, or other risk associated with any detected, or non-detected levels of any compounds reported herein. This Certificate shall not be reproduced, except in full, without the written consent of Analytics Labs CT.

0674845860302022

BioTrack Lot ID: 0674845860302022

Sample ID: 2503ANSCT0207-1335 Completed: 04/07/2025















Strain: Iccee Blizzard
Plant, Flower - Cured, , , ,

Expiration: 04/07/2026


Client
Earl Baker
Lic. # ACME0005377
84 Colonial Rd
Manchester, CT 06042

Sample Size: 8 units
COC #: 2503ANSCT0207; Number of Servings: ; Amended: No; Sample Condition: Intact;

Terpenes

Analyte	CAS #	LOD	LOQ	Result	Result	Qualifiers
		%	%	%	mg/g	
β-Myrcene		0.00004	0.0005	0.85	8.515	
β-Caryophyllene		0.00003	0.0005	0.71	7.081	
Limonene		0.00004	0.0005	0.67	6.737	
α-Humulene		0.00003	0.0005	0.30	2.959	
Linalool		0.00002	0.0005	0.29	2.883	
β-Farnesene		0.00010	0.0005	0.25	2.487	
β-Pinene		0.00002	0.0005	0.09	0.895	
cis-Ocimene		0.00004	0.0001	0.07	0.671	
Fenchol		0.00002	0.0005	0.06	0.595	
α-Terpineol		0.00004	0.0005	0.05	0.478	
α-Pinene		0.00004	0.0005	0.04	0.438	
Nerolidol			0.0005	0.04	0.427	
2-Piperidone		0.00003	0.0005	0.04	0.395	
Valencene		0.00002	0.0005	0.03	0.314	
3-Carene		0.00003	0.0005	ND	ND	
α-Bisabolol		0.00007	0.0005	ND	ND	
α-Cedrene		0.00002	0.0004	ND	ND	
α-Phellandrene		0.00003	0.0005	ND	ND	
α-Terpinene		0.00002	0.0005	ND	ND	
alpha-Thujone		0.00002	0.0005	ND	ND	
β-Cedrene		0.00012	0.0001	ND	ND	
Borneol		0.00002	0.0005	ND	ND	
Camphene		0.00007	0.0005	ND	ND	
Camphor		0.00001	0.0005	ND	ND	
Carvacrol		0.00013	0.0005	ND	ND	
Carvone		0.00003	0.0005	ND	ND	
Caryophyllene Oxide		0.00010	0.0005	ND	ND	
Cedrol		0.00003	0.0005	ND	ND	
Total				3.49	34.875	

Primary Aromas

 Hops	 Cinnamon	 Orange	 Lavender	 Magnolia
---	---	---	---	---

Entered by: 013
Instrument ID: GCMS-1
Date Tested: 04/02/2025
LOD= Limit of Detection, LOQ = Limit of Quantitation. Terpenes analyzed by SOP-010. Nerolidol = Sum of Cis and Trans-Nerolidol.




Ryan Picard
Lab Director
04/07/2025

Confident LIMS
All Rights Reserved
coa.support@confidentlims.com
(866) 506-5866
www.confidentlims.com



The sampling was performed by Analytics Labs CT LLC, in accordance with established sampling protocols. Samples were received intact and underwent testing following all appropriate chain of custody and sample control protocols. All pass limits are as specified in the most recent version of Chapter 420f Sec. 21a 408-414, Chapter 420h Sec. 21a 420-429 and 21a 421j-(1-40). This product has been tested by Analytics Labs using internally validated testing methodologies and a quality management system. Uncertainty and test condition information is available upon request. Decision Rule (measurement of uncertainty) is not used to determine Pass/Fail. Analytics Labs makes no claim as to the efficacy, safety, or other risk associated with any detected, or non-detected levels of any compounds reported herein. This Certificate shall not be reproduced, except in full, without the written consent of Analytics Labs CT.

0674845860302022

BioTrack Lot ID: 0674845860302022

Sample ID: 2503ANSCT0207-1335 Completed: 04/07/2025

Strain: Iccee Blizzard
Plant, Flower - Cured, , , ,

Expiration: 04/07/2026

Client

Earl Baker
Lic. # ACME0005377
84 Colonial Rd
Manchester, CT 06042

Sample Size: 8 units

COC #: 2503ANSCT0207; Number of Servings: ; Amended: No; Sample Condition: Intact;

Terpenes

Analyte	CAS #	LOD	LOQ	Result	Result	Qualifiers
		%	%	%	mg/g	
Citral		0.00002	0.0005	ND	ND	
Eucalyptol		0.00003	0.0005	ND	ND	
Fenchone		0.00002	0.0005	ND	ND	
γ-Terpinene		0.00002	0.0005	ND	ND	
Geraniol		0.00003	0.0005	ND	ND	
Geranyl Acetate		0.00002	0.0005	ND	ND	
Isoborneol		0.00002	0.0005	ND	ND	
Isobornyl Acetate		0.00002	0.0005	ND	ND	
m-Cymene		0.00002	0.0005	ND	ND	
Menthone		0.00003	0.0005	ND	ND	
Nerol		0.00004	0.0005	ND	ND	
Nootkatone		0.00011	0.0005	ND	ND	
o-Cymene		0.00003	0.0005	ND	ND	
(-)-Isopulegol		0.00002	0.0005	ND	ND	
(-)-Guaiol		0.00006	0.0005	ND	ND	
Phytane		0.00002	0.0005	ND	ND	
Piperitone		0.00003	0.0005	ND	ND	
Pulegone		0.00002	0.0005	ND	ND	
p-Cymene		0.00003	0.0005	ND	ND	
Sabinene		0.00003	0.0005	ND	ND	
Sabinene Hydrate		0.00001	0.0005	ND	ND	
Safranal		0.00001	0.0005	ND	ND	
Terpinolene		0.00002	0.0005	ND	ND	
Thymol		0.00005	0.0005	ND	ND	
trans-Ocimene		0.00005	0.0004	ND	ND	
Total				3.49	34.875	

Primary Aromas



Entered by: 013

Instrument ID: GCMS-1

Date Tested: 04/02/2025

LOD= Limit of Detection, LOQ = Limit of Quantitation. Terpenes analyzed by SOP-010. Nerolidol = Sum of Cis and Trans-Nerolidol.




Ryan Picard
Lab Director
04/07/2025

Confident LIMS
All Rights Reserved
coa.support@confidentlims.com
(866) 506-5866
www.confidentlims.com



0674845860302022

BioTrack Lot ID: 0674845860302022

Sample ID: 2503ANSCT0207-1335 Completed: 04/07/2025

Strain: Iccee Blizzard
 Plant, Flower - Cured, , , ,

Expiration: 04/07/2026

Client
Earl Baker
 Lic. # ACME0005377
 84 Colonial Rd
 Manchester, CT 06042

Sample Size: 8 units
 COC #: 2503ANSCT0207; Number of Servings: ; Amended: No; Sample Condition: Intact;

Pesticides

Pass

Analyte	LOD	LOQ	Limit	Result	Status	Analyte	LOD	LOQ	Limit	Result	Status
	PPB	PPB	PPB	PPB			PPB	PPB	PPB	PPB	
Abamectin	0.0270	5.0	100.00	ND	Pass	Fludioxonil	0.0220	5.0	100.00	ND	Pass
Acephate	0.0130	5.0	100.00	ND	Pass	Hexythiazox	0.0150	5.0	100.00	ND	Pass
Acequinocyl	0.0100	5.0	100.00	ND	Pass	Imazalil	0.0120	5.0	100.00	ND	Pass
Acetamiprid	0.0110	5.0	100.00	ND	Pass	Imidacloprid	0.0110	5.0	5000.00	ND	Pass
Aldicarb	0.0130	5.0	100.00	ND	Pass	Kresoxim Methyl	0.0150	5.0	100.00	ND	Pass
Azoxystrobin	0.0210	5.0	100.00	ND	Pass	Malathion	0.0180	5.0	500.00	ND	Pass
Bifenazate	0.0270	5.0	100.00	ND	Pass	Metalaxyl	0.0160	5.0	2000.00	ND	Pass
Bifenthrin	0.0280	5.0	3000.00	ND	Pass	Methiocarb	0.0180	5.0	100.00	ND	Pass
Boscalid	0.0110	5.0	100.00	ND	Pass	Methomyl	0.0110	5.0	1000.00	ND	Pass
Captan	0.0900	5.0	700.00	ND	Pass	Methyl Parathion	0.0080	5.0	100.00	ND	Pass
Carbaryl	0.0110	5.0	500.00	ND	Pass	Mevinphos	0.0080	5.0	100.00	ND	Pass
Carbofuran	0.0130	5.0	100.00	ND	Pass	Myclobutanil	0.0170	5.0	100.00	ND	Pass
Chlorantraniliprole	0.0120	5.0	10000.00	ND	Pass	Naled	0.0110	5.0	100.00	ND	Pass
Chlordane	0.0320	5.0	100.00	ND	Pass	Oxamyl	0.0110	5.0	500.00	ND	Pass
Chlorfenapyr	0.0280	5.0	100.00	ND	Pass	Paclbutrazol	0.0190	5.0	100.00	ND	Pass
Chlorpyrifos	0.0270	5.0	100.00	ND	Pass	Pentachloronitrobenzene	0.0160	5.0	100.00	ND	Pass
Clofentezine	0.0120	5.0	100.00	ND	Pass	Permethrin	0.0230	5.0	500.00	ND	Pass
Coumaphos	0.0090	5.0	100.00	ND	Pass	Phosmet	0.0100	5.0	100.00	ND	Pass
Cyfluthrin	0.0170	5.0	2000.00	ND	Pass	Piperonyl Butoxide	0.0200	5.0	3000.00	ND	Pass
Cypermethrin	0.0230	5.0	1000.00	ND	Pass	Prallethrin	0.0150	5.0	100.00	ND	Pass
Daminozide	0.0100	5.0	100.00	ND	Pass	Propiconazole	0.0100	5.0	100.00	ND	Pass
DDVP	0.0120	5.0	100.00	ND	Pass	Pyrethrins	0.0100	5.0	500.00	ND	Pass
Diazinon	0.0050	5.0	100.00	ND	Pass	Pyridaben	0.0240	5.0	100.00	ND	Pass
Dimethoate	0.0090	5.0	100.00	ND	Pass	Spinetoram	0.0190	5.0	100.00	ND	Pass
Dimethomorph	0.0140	5.0	2000.00	ND	Pass	Spinosad	0.0150	5.0	100.00	ND	Pass
Ethoprophos	0.0160	5.0	100.00	ND	Pass	Spiromesifen	0.0190	5.0	100.00	ND	Pass
Etofenprox	0.0270	5.0	100.00	ND	Pass	Spirotetramat	0.0130	5.0	100.00	ND	Pass
Etoxazole	0.0200	5.0	100.00	ND	Pass	Spiroxamine	0.0110	5.0	100.00	ND	Pass
Fenhexamid	0.0250	5.0	100.00	ND	Pass	Tebuconazole	0.0230	5.0	100.00	ND	Pass
Fenoxycarb	0.0160	5.0	100.00	ND	Pass	Thiacloprid	0.0120	5.0	100.00	ND	Pass
Fenpyroximate	0.0290	5.0	100.00	ND	Pass	Thiamethoxam	0.0080	5.0	5000.00	ND	Pass
Fipronil	0.0190	5.0	100.00	ND	Pass	Trifloxystrobin	0.0230	5.0	100.00	ND	Pass
Fonicamid	0.0130	5.0	100.00	ND	Pass						

Qualifiers: C-01
 Entered by: 11
 Instrument ID 1: LCMS-1
 Instrument ID 2: 0
 Date Tested (LC): 04/03/2025
 Date Tested (GC):
 LOD= Limit of Detection, LOQ = Limit of Quantitation. Pesticides analyzed by SOP-008




Ryan Picard
 Lab Director
 04/07/2025

Confident LIMS
 All Rights Reserved
coa.support@confidentlims.com
 (866) 506-5866
www.confidentlims.com



0674845860302022

BioTrack Lot ID: 0674845860302022

Sample ID: 2503ANSCT0207-1335 Completed: 04/07/2025

Strain: Iccee Blizzard
Plant, Flower - Cured, , , ,

Expiration: 04/07/2026

Client
Earl Baker
Lic. # ACME0005377
84 Colonial Rd
Manchester, CT 06042

Sample Size: 8 units
COC #: 2503ANSCT0207; Number of Servings: ; Amended: No; Sample Condition: Intact;

Microbials

Pass

Analyte	Limit	Results	Qualifiers	Status
Total Viable Aerobic Bacteria	CFU/g 100000	CFU/g <100		Pass
Total Yeast & Mold	100000	<100		Pass
E. coli	Not Detected in 1g	Not Detected		Pass
Listeria monocytogenes	Not Detected in 1g	Not Detected		Pass
Salmonella	Not Detected in 1g	Not Detected		Pass
Shiga Toxin E. Coli	Not Detected in 1g	Not Detected		Pass
Aspergillus flavus	Not Detected in 1g	Not Detected		Pass
Aspergillus fumigatus	Not Detected in 1g	Not Detected		Pass
Aspergillus niger	Not Detected in 1g	Not Detected		Pass
Aspergillus terreus	Not Detected in 1g	Not Detected		Pass

Entered by: 010
Instrument ID: PCR-1
Date Tested: 04/01/2025
Plating of Total Aerobic bacteria, Bile-Tolerant Gram-negative bacteria, total Coliforms, and total yeast & mold are analyzed by SOP-006. Shiga Toxin-Producing Escherichia coli and Salmonella spp. are analyzed by SOP-019. Viruses analyzed by SOP-016, are non-compliant, and NOT ISO accredited. NR = Not Reported, NT = Not Tested, TNTC = Too Numerous To Count.

Mycotoxins

Pass

Analyte	LOD	LOQ	Limit	Results	Qualifiers	Status
	ug/kg	ug/kg	ug/kg	ug/kg		
B1	0.0	1.0	20.0	ND		Pass
B2	0.0	1.0	20.0	ND		Pass
G1	0.0	1.0	20.0	ND		Pass
G2	0.0	1.0	20.0	ND		Pass
Ochratoxin A	0.0	1.0	20.0	ND		Pass

Qualifiers: C-01
Entered by: 11
Instrument ID: LCMS-1
Date Tested: 04/01/2025
LOD= Limit of Detection, LOQ = Limit of Quantitation. Mycotoxins analyzed by SOP-013.

Heavy Metals

Pass

Analyte	LOD	LOQ	Limit	Results	Qualifiers	Status
	ug/kg	ug/kg	ug/kg	ug/kg		
Arsenic	0.236	0.500	200.000	ND		Pass
Cadmium	0.115	0.500	200.000	ND		Pass
Chromium	0.216	1.000	600.000	ND		Pass
Lead	0.088	1.000	500.000	ND		Pass
Mercury	0.188	0.250	100.000	ND		Pass

Entered by: 72
Instrument ID: ICPMS-1
Date Tested: 04/01/2025
LOD = Limit of Detection, LOQ = Limit of Quantitation. Heavy Metals analyzed by SOP-005




Ryan Picard
Lab Director
04/07/2025

Confident LIMS
All Rights Reserved
coa.support@confidentlims.com
(866) 506-5866
www.confidentlims.com

