

NBS090425-14G

BioTrack Lot ID: 0397778853334683

Sample ID: 2604ANSCT0526-3622 Completed: 05/06/2026

Strain: Nimbus Snacks Expiration: 05/06/2027

Plant, Flower - Cured, SAVVY FLOWER 14G
NIMBUS SNACKS,,,

Client

CTPharma
Lic. # MMPR.0000002
280 Dividend Rd
Rocky Hill, CT 06067

Sample Size: 8 units

COC #: 2604ANSCT0526; Number of Servings: ; Sample Condition: Intact;



Summary

Test	Date Tested	Result
Batch		Pass
Cannabinoids	04/29/2026	Complete
Moisture	04/30/2026	14% - Complete
Water Activity	04/29/2026	0.54 aw - Complete
Terpenes	04/30/2026	3.31% - Complete
Microbials	04/29/2026	Pass
Mycotoxins	05/06/2026	Pass
Pesticides	05/06/2026	Pass
Heavy Metals	04/29/2026	Pass

Moisture Entered By: 018

Instrument ID: MA-1

Moisture analyzed per CT-SOP-004

Water Activity Entered By: 018

Instrument ID: CT-WA-3

Water Activity analyzed per CT-SOP-012

Cannabinoids

Complete

23.282% Total Active THC	ND Total Active CBD	23.599% Total Active Cannabinoids
------------------------------------	-------------------------------	---------------------------------------------

Analyte	LOD	LOQ	Result	Result	Qualifiers
	%	%	%	mg/g	
THCa	0.00003	0.00010	25.054	250.536	
Δ9-THC	0.00003	0.00010	1.310	13.096	
Δ8-THC	0.00005	0.00010	ND	ND	
THCVa	0.00001	0.00010	ND	ND	
THCV	0.00003	0.00010	ND	ND	
CBDa	0.00002	0.00010	ND	ND	
CBD	0.00002	0.00010	ND	ND	
CBDVa	0.00001	0.00010	ND	ND	
CBDV	0.00001	0.00010	ND	ND	
CBNa	0.00007	0.00010	ND	ND	
CBN	0.00002	0.00010	ND	ND	
CBGa	0.00003	0.00010	0.362	3.619	
CBG	0.00004	0.00010	ND	ND	
CBCa	0.00006	0.00010	ND	ND	
CBC	0.00004	0.00010	ND	ND	
CBL	0.00007	0.00010	ND	ND	
CBT	0.00003	0.00010	ND	ND	
Total Available THC			26.363	263.631	
Total Active THC			23.282	232.815	
Total Available CBD			ND	ND	
Total Active CBD			ND	ND	
Total Available Cannabinoids			26.725	267.251	
Total Active Cannabinoids			23.599	235.993	

Entered by: 005; Instrument ID: 2; Date Tested: 04/29/2026; 1 servings per container.

Cannabinoids analyzed per CT-SOP-009. LOD= Limit of Detection, LOQ = Limit of Quantitation, ND = Not Detected. Total Available THC = Δ9-THC + THCa. Total Active THC = Δ9-THC + (THCa0.877). Total Available CBD = CBD + CBDA. Total Active CBD = CBD +(CBDA0.877). Total Active Cannabinoids = THCa0.877+ d9 THC+ d8 THC+ THCVa0.867+ THCV+ CBDA 0.877 + CBD+ CBDV+ CBDVa 0.867+ CBNA0.876+ CBN + CBGA0.878+ CBG + CBCA*0.877+CBC+ CBL+ CBT. Total Available Cannabinoids = sum of all detected cannabinoids. Calculated percentage by dry weight.




Ryan Picard
Lab Director
05/06/2026

Confident LIMS
All Rights Reserved
coa.support@confidentlims.com
(866) 506-5866
www.confidentlims.com



NBS090425-14G






BioTrack Lot ID: 0397778853334683

Sample ID: 2604ANSCT0526-3622 Completed: 05/06/2026
Strain: Nimbus Snacks Expiration: 05/06/2027






Client
CTPharma
Lic. # MMPR.0000002
280 Dividend Rd
Rocky Hill, CT 06067

Sample Size: 8 units
COC #: 2604ANSCT0526; Number of Servings: ; Sample Condition: Intact;

Terpenes

Analyte	CAS #	LOD	LOQ	Result	Result	Qualifiers
		%	%	%	mg/g	
β-Caryophyllene		0.00006	0.0005	1.36	13.590	
Terpinolene		0.00010	0.0005	0.75	7.533	
α-Humulene		0.00017	0.0005	0.43	4.257	
β-Myrcene		0.00010	0.0005	0.26	2.634	
Linalool		0.00010	0.0005	0.13	1.320	
α-Bisabolol		0.00008	0.0005	0.07	0.689	
Limonene		0.00013	0.0005	0.07	0.668	
β-Pinene		0.00011	0.0005	0.06	0.619	
α-Pinene		0.00012	0.0005	0.04	0.408	
Nerolidol			0.0005	0.03	0.349	
α-Terpineol		0.00012	0.0005	0.03	0.348	
Caryophyllene Oxide		0.00007	0.0005	0.03	0.335	
α-Phellandrene		0.00009	0.0005	0.03	0.328	
3-Carene		0.00012	0.0005	ND	ND	
α-Cedrene		0.00009	0.0004	ND	ND	
α-Terpinene		0.00010	0.0005	ND	ND	
alpha-Thujone		0.00010	0.0005	ND	ND	
β-Cedrene		0.00003	0.0001	ND	ND	
β-Farnesene		0.00016	0.0005	ND	ND	
Borneol		0.00010	0.0005	ND	ND	
Camphene		0.00009	0.0005	ND	ND	
Camphor		0.00011	0.0005	ND	ND	
Carvacrol		0.00008	0.0005	ND	ND	
Carvone		0.00008	0.0005	ND	ND	
Cedrol		0.00006	0.0005	ND	ND	
cis-Ocimene		0.00010	0.0001	ND	ND	
Eucalyptol		0.00008	0.0005	ND	ND	
Fenchol		0.00015	0.0005	ND	ND	
Total				3.31	33.077	

Primary Aromas

 Cinnamon	 Turpentine	 Hops	 Lavender	 Chamomile
-------------------------------------------------------------------------------------------------	---------------------------------------------------------------------------------------------------	---------------------------------------------------------------------------------------------	---------------------------------------------------------------------------------------------------	----------------------------------------------------------------------------------------------------

Entered by: 013
Instrument ID: GCMS-1
Date Tested: 04/30/2026
LOD= Limit of Detection, LOQ = Limit of Quantitation. Terpenes analyzed per CT-SOP-010. Nerolidol = Sum of Cis and Trans-Nerolidol. Calculated percentage by dry weight.




Ryan Picard
Lab Director
05/06/2026

Confident LIMS
All Rights Reserved
coa.support@confidentlims.com
(866) 506-5866
www.confidentlims.com



NBS090425-14G

BioTrack Lot ID: 0397778853334683

Sample ID: 2604ANSCT0526-3622 Completed: 05/06/2026
Strain: Nimbus Snacks Expiration: 05/06/2027





Client
CTPharma
Lic. # MMPR.0000002
280 Dividend Rd
Rocky Hill, CT 06067

Sample Size: 8 units
COC #: 2604ANSCT0526; Number of Servings: ; Sample Condition: Intact;

Terpenes

Analyte	CAS #	LOD	LOQ	Result	Result	Qualifiers
		%	%	%	mg/g	
Fenchone		0.00015	0.0005	ND	ND	
γ-Terpinene		0.00016	0.0005	ND	ND	
Geraniol		0.00013	0.0005	ND	ND	
Geranyl Acetate		0.00003	0.0005	ND	ND	
Isoborneol		0.00013	0.0005	ND	ND	
Isobornyl Acetate		0.00010	0.0005	ND	ND	
m-Cymene		0.00011	0.0005	ND	ND	
Menthone		0.00012	0.0005	ND	ND	
o-Cymene		0.00011	0.0005	ND	ND	
(-)-Isopulegol		0.00007	0.0005	ND	ND	
(-)-Guaiol		0.00010	0.0005	ND	ND	
Phytane		0.00015	0.0005	ND	ND	
Piperitone		0.00009	0.0005	ND	ND	
Pulegone		0.00003	0.0005	ND	ND	
p-Cymene		0.00015	0.0005	ND	ND	
Sabinene		0.00009	0.0005	ND	ND	
Sabinene Hydrate		0.00010	0.0005	ND	ND	
Safranal		0.00009	0.0005	ND	ND	
Thymol		0.00009	0.0005	ND	ND	
trans-Ocimene		0.00011	0.0004	ND	ND	
Valencene		0.00011	0.0005	ND	ND	
Total				3.31	33.077	

Primary Aromas

 Cinnamon	 Turpentine	 Hops	 Lavender	 Chamomile
-------------------------------------------------------------------------------------------------	---------------------------------------------------------------------------------------------------	---------------------------------------------------------------------------------------------	---------------------------------------------------------------------------------------------------	----------------------------------------------------------------------------------------------------

Entered by: 013
Instrument ID: GCMS-1
Date Tested: 04/30/2026
LOD= Limit of Detection, LOQ = Limit of Quantitation. Terpenes analyzed per CT-SOP-010. Nerolidol = Sum of Cis and Trans-Nerolidol. Calculated percentage by dry weight.




Ryan Picard
Lab Director
05/06/2026

Confident LIMS
All Rights Reserved
coa.support@confidentlims.com
(866) 506-5866
www.confidentlims.com



The sampling was performed by Analytics Labs CT LLC, in accordance with established sampling protocols. Samples were received intact and underwent testing following all appropriate chain of custody and sample control protocols. All pass limits are as specified in the most recent version of Chapter 420f Sec. 21a 408-414, Chapter 420h Sec. 21a 420-429 and 21a 421j-(1-40). This product has been tested by Analytics Labs using internally validated testing methodologies and a quality management system. Uncertainty and test condition information is available upon request. Decision Rule (measurement of uncertainty) is not used to determine Pass/Fail. Analytics Labs makes no claim as to the efficacy, safety, or other risk associated with any detected, or non-detected levels of any compounds reported herein. This Certificate shall not be reproduced, except in full, without the written consent of Analytics Labs CT.

NBS090425-14G

BioTrack Lot ID: 039777885334683

Sample ID: 2604ANSCT0526-3622 Completed: 05/06/2026

Strain: Nimbis Snacks
Plant, Flower - Cured, SAVVY FLOWER 14G
NIMBUS SNACKS,,,

Expiration: 05/06/2027

Client
CTPharma
Lic. # MMPR.0000002
280 Dividend Rd
Rocky Hill, CT 06067

Sample Size: 8 units
COC #: 2604ANSCT0526; Number of Servings: ; Sample Condition: Intact;

Pesticides

Pass

Analyte	LOD	LOQ	Limit	Result	Status	Analyte	LOD	LOQ	Limit	Result	Status
	PPB	PPB	PPB	PPB			PPB	PPB	PPB	PPB	
Abamectin	0.0270	5.0	100.00	ND	Pass	Fludioxonil	0.0220	5.0	100.00	ND	Pass
Acephate	0.0130	5.0	100.00	ND	Pass	Hexythiazox	0.0150	5.0	100.00	ND	Pass
Acequinocyl	0.0100	5.0	100.00	ND	Pass	Imazalil	0.0120	5.0	100.00	ND	Pass
Acetamiprid	0.0110	5.0	100.00	ND	Pass	Imidacloprid	0.0110	5.0	5000.00	ND	Pass
Aldicarb	0.0130	5.0	100.00	ND	Pass	Kresoxim Methyl	0.0150	5.0	100.00	ND	Pass
Azoxystrobin	0.0210	5.0	100.00	ND	Pass	Malathion	0.0180	5.0	500.00	ND	Pass
Bifenazate	0.0270	5.0	100.00	ND	Pass	Metalaxyl	0.0160	5.0	2000.00	ND	Pass
Bifenthrin	0.0280	5.0	3000.00	ND	Pass	Methiocarb	0.0180	5.0	100.00	ND	Pass
Boscalid	0.0110	5.0	100.00	ND	Pass	Methomyl	0.0110	5.0	1000.00	ND	Pass
Captan	0.0900	5.0	700.00	ND	Pass	Methyl Parathion	0.0080	5.0	100.00	ND	Pass
Carbaryl	0.0110	5.0	500.00	ND	Pass	Mevinphos	0.0080	5.0	100.00	ND	Pass
Carbofuran	0.0130	5.0	100.00	ND	Pass	Myclobutanil	0.0170	5.0	100.00	ND	Pass
Chlorantraniliprole	0.0120	5.0	10000.00	ND	Pass	Naled	0.0110	5.0	100.00	ND	Pass
Chlordane	0.0320	5.0	100.00	ND	Pass	Oxamyl	0.0110	5.0	500.00	ND	Pass
Chlorfenapyr	0.0280	5.0	100.00	ND	Pass	Pacllobutrazol	0.0190	5.0	100.00	ND	Pass
Chlorpyrifos	0.0270	5.0	100.00	ND	Pass	Pentachloronitrobenzene	0.0160	5.0	100.00	ND	Pass
Clofentezine	0.0120	5.0	100.00	ND	Pass	Permethrin	0.0230	5.0	500.00	ND	Pass
Coumaphos	0.0090	5.0	100.00	ND	Pass	Phosmet	0.0100	5.0	100.00	ND	Pass
Cyfluthrin	0.0170	5.0	2000.00	ND	Pass	Piperonyl Butoxide	0.0200	5.0	3000.00	ND	Pass
Cypermethrin	0.0230	5.0	1000.00	ND	Pass	Prallethrin	0.0150	5.0	100.00	ND	Pass
Daminozide	0.0100	5.0	100.00	ND	Pass	Propiconazole	0.0100	5.0	100.00	ND	Pass
DDVP	0.0120	5.0	100.00	ND	Pass	Pyrethrins	0.0100	5.0	500.00	ND	Pass
Diazinon	0.0050	5.0	100.00	ND	Pass	Pyridaben	0.0240	5.0	100.00	ND	Pass
Dimethoate	0.0090	5.0	100.00	ND	Pass	Spinetoram	0.0190	5.0	100.00	ND	Pass
Dimethomorph	0.0140	5.0	2000.00	ND	Pass	Spinosad	0.0150	5.0	100.00	ND	Pass
Ethoprophos	0.0160	5.0	100.00	ND	Pass	Spiromesifen	0.0190	5.0	100.00	ND	Pass
Etofenprox	0.0270	5.0	100.00	ND	Pass	Spirotetramat	0.0130	5.0	100.00	ND	Pass
Etoxazole	0.0200	5.0	100.00	ND	Pass	Spiroxamine	0.0110	5.0	100.00	ND	Pass
Fenhexamid	0.0250	5.0	100.00	ND	Pass	Tebuconazole	0.0230	5.0	100.00	ND	Pass
Fenoxycarb	0.0160	5.0	100.00	ND	Pass	Thiacloprid	0.0120	5.0	100.00	ND	Pass
Fenpyroximate	0.0290	5.0	100.00	ND	Pass	Thiamethoxam	0.0080	5.0	5000.00	ND	Pass
Fipronil	0.0190	5.0	100.00	ND	Pass	Trifloxystrobin	0.0230	5.0	100.00	ND	Pass
Fonicamid	0.0130	5.0	100.00	ND	Pass						

Entered by: 020
Instrument ID 1: LCMS-1
Instrument ID 2: 0
Date Tested (LC): 05/06/2026
Date Tested (GC):
LOD= Limit of Detection, LOQ = Limit of Quantitation, ND = Not Detected. Pesticides analyzed per CT-SOP-008.




Ryan Picard
Lab Director
05/06/2026

Confident LIMS
All Rights Reserved
coa.support@confidentlims.com
(866) 506-5866
www.confidentlims.com



The sampling was performed by Analytics Labs CT LLC, in accordance with established sampling protocols. Samples were received intact and underwent testing following all appropriate chain of custody and sample control protocols. All pass limits are as specified in the most recent version of Chapter 420f Sec. 21a 408-414, Chapter 420h Sec. 21a 420-429 and 21a 421j-(1-40). This product has been tested by Analytics Labs using internally validated testing methodologies and a quality management system. Uncertainty and test condition information is available upon request. Decision Rule (measurement of uncertainty) is not used to determine Pass/Fail. Analytics Labs makes no claim as to the efficacy, safety, or other risk associated with any detected, or non-detected levels of any compounds reported herein. This Certificate shall not be reproduced, except in full, without the written consent of Analytics Labs CT.

NBS090425-14G

BioTrack Lot ID: 0397778853334683

Sample ID: 2604ANSCT0526-3622 Completed: 05/06/2026
Expiration: 05/06/2027

Client
CTPharma
Lic. # MMPR.0000002
280 Dividend Rd
Rocky Hill, CT 06067

Sample Size: 8 units
COC #: 2604ANSCT0526; Number of Servings: ; Sample Condition: Intact;

Microbials

Pass

Analyte	Limit	Results	Qualifiers	Status
Total Viable Aerobic Bacteria	CFU/g 100000	CFU/g <100		Pass
Total Yeast & Mold	100000	<100		Pass
E. coli	Not Detected in 1g	Not Detected		Pass
Listeria monocytogenes	Not Detected in 1g	Not Detected		Pass
Salmonella	Not Detected in 1g	Not Detected		Pass
Shiga Toxin E. Coli	Not Detected in 1g	Not Detected		Pass
Aspergillus flavus	Not Detected in 1g	Not Detected		Pass
Aspergillus fumigatus	Not Detected in 1g	Not Detected		Pass
Aspergillus niger	Not Detected in 1g	Not Detected		Pass
Aspergillus terreus	Not Detected in 1g	Not Detected		Pass

Entered by: 008/009
Instrument ID: PCR-1
Date Tested: 04/29/2026

Plating of Total Aerobic bacteria, Bile-Tolerant Gram-negative bacteria, Total Coliforms, Total Yeast & Mold and Listeria are analyzed per CT-SOP-006. Shiga Toxin-Producing Escherichia coli and Salmonella spp. are analyzed per CT-SOP-007. Aspergillus spp. are analyzed per CT-SOP-014. Viruses are analyzed per SOP-013, and not ISO accredited. NR = Not Reported, NT = Not Tested, TNTC = Too Numerous To Count.

Mycotoxins

Pass

Analyte	LOD	LOQ	Limit	Results	Qualifiers	Status
	ug/kg	ug/kg	ug/kg	ug/kg		
B1	0.0	1.0	20.0	ND		Pass
B2	0.0	1.0	20.0	ND		Pass
G1	0.0	1.0	20.0	ND		Pass
G2	0.0	1.0	20.0	ND		Pass
Ochratoxin A	0.0	1.0	20.0	ND		Pass

Entered by: 020
Instrument ID: LCMS-1
Date Tested: 04/29/2026

LOD= Limit of Detection, LOQ = Limit of Quantitation. Mycotoxins analyzed per CT-SOP-008.

Heavy Metals

Pass

Analyte	LOD	LOQ	Limit	Results	Qualifiers	Status
	ug/kg	ug/kg	ug/kg	ug/kg		
Arsenic	0.236	0.500	200.000	ND		Pass
Cadmium	0.115	0.500	200.000	ND		Pass
Chromium	0.216	1.000	600.000	ND		Pass
Lead	0.088	1.000	500.000	ND		Pass
Mercury	0.188	0.250	100.000	ND		Pass

Entered by: 015
Instrument ID: ICPMS-2
Date Tested: 04/29/2026

LOD = Limit of Detection, LOQ = Limit of Quantitation. Heavy Metals analyzed per CT-SOP-005




Ryan Picard
Lab Director
05/06/2026

Confident LIMS
All Rights Reserved
coa.support@confidentlims.com
(866) 506-5866
www.confidentlims.com

