

260316F5-GD-P1

BioTrack Lot ID: 0738 1443 6441 0140

Sample ID: 2604ANSCT0487-3357 Completed: 04/27/2026
Strain: Golden Sands Expiration: 04/27/2027
Plant, Flower - Cured, F5 Golden Sands 1g Preroll
Packaged Units, , Indica,

Client
Curaleaf
Lic. # MMPR.0000003
34 Hopmeadow St
Simsbury, CT 06089

Sample Size: 18 units
COC #: 2604ANSCT0487; Number of Servings: 1; Sample Condition: Intact;



Summary

| Test | Date Tested | Result |
|----------------|-------------|--------------------|
| Batch | | Pass |
| Cannabinoids | 04/23/2026 | Complete |
| Moisture | 04/22/2026 | 12% - Complete |
| Water Activity | 04/22/2026 | 0.47 aw - Complete |
| Terpenes | 04/22/2026 | 1.26% - Complete |
| Microbials | 04/22/2026 | Pass |
| Mycotoxins | 04/22/2026 | Pass |
| Pesticides | 04/22/2026 | Pass |
| Heavy Metals | 04/24/2026 | Pass |

Moisture Entered By: 018
Instrument ID: MA-2
Moisture analyzed per CT-SOP-004

Water Activity Entered By: 018
Instrument ID: CT-WA-3
Water Activity analyzed per CT-SOP-012

Cannabinoids

Complete

| | | |
|------------------------------------|-------------------------------|---|
| 23.457% Total Active THC | ND Total Active CBD | 25.499% Total Active Cannabinoids |
|------------------------------------|-------------------------------|---|

| Analyte | LOD | LOQ | Result | Result | Qualifiers |
|-------------------------------------|---------|---------|---------------|----------------|------------|
| | % | % | % | mg/g | |
| THCa | 0.00003 | 0.00010 | 26.255 | 262.551 | |
| Δ9-THC | 0.00003 | 0.00010 | 0.431 | 4.313 | |
| THCVa | 0.00001 | 0.00010 | 0.083 | 0.825 | |
| CBGa | 0.00003 | 0.00010 | 2.244 | 22.442 | |
| Total Available THC | | | 26.686 | 266.864 | |
| Total Active THC | | | 23.457 | 234.570 | |
| Total Available CBD | | | ND | ND | |
| Total Active CBD | | | ND | ND | |
| Total Available Cannabinoids | | | 29.013 | 290.131 | |
| Total Active Cannabinoids | | | 25.499 | 254.989 | |

Entered by: 005; Instrument ID: 1; Date Tested: 04/23/2026; 1 servings per container.

Cannabinoids analyzed per CT-SOP-009. LOD= Limit of Detection, LOQ = Limit of Quantitation, ND = Not Detected. Total Available THC = Δ9-THC + THCa. Total Active THC = Δ9-THC + (THCa0.877). Total Available CBD = CBD + CBDA. Total Active CBD = CBD +(CBDA0.877). Total Active Cannabinoids = THCa0.877+ Δ9 THC+ Δ8 THC+ THCVa0.867+ THCV+ CBDA 0.877 + CBD+ CBDV+ CBDVA 0.867+ CBNA0.876+ CBN + CBGA0.878+ CBG + CBCA*0.877+CBC+ CBL+ CBT. Total Available Cannabinoids = sum of all detected cannabinoids. Calculated percentage by dry weight.




Ryan Picard
Lab Director
04/27/2026

Confident LIMS
All Rights Reserved
coa.support@confidentlims.com
(866) 506-5866
www.confidentlims.com



260316F5-GD-P1












BioTrack Lot ID: 0738 1443 6441 0140

Sample ID: 2604ANSCT0487-3357 Completed: 04/27/2026
Strain: Golden Sands Expiration: 04/27/2027
Plant, Flower - Cured, F5 Golden Sands 1g Preroll
Packaged Units, , Indica,

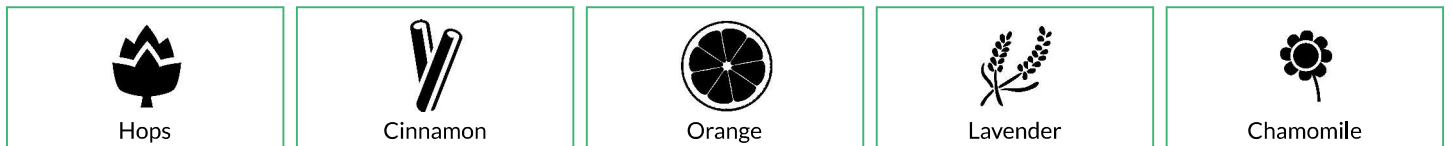
Client
Curaleaf
Lic. # MMPR.0000003
34 Hopmeadow St
Simsbury, CT 06089

Sample Size: 18 units
COC #: 2604ANSCT0487; Number of Servings: 1; Sample Condition: Intact;

Terpenes

| Analyte | CAS # | LOD | LOQ | Result | Result | Qualifiers |
|---------------------|-------|---------|--------|-------------|---------------|---|
| | | % | % | % | mg/g | |
| β-Myrcene | | 0.00010 | 0.0005 | 0.41 | 4.108 |  |
| β-Caryophyllene | | 0.00006 | 0.0005 | 0.27 | 2.713 |  |
| Limonene | | 0.00013 | 0.0005 | 0.16 | 1.596 |  |
| Linalool | | 0.00010 | 0.0005 | 0.10 | 1.045 |  |
| α-Humulene | | 0.00017 | 0.0005 | 0.10 | 1.044 |  |
| α-Bisabolol | | 0.00008 | 0.0005 | 0.06 | 0.599 |  |
| β-Pinene | | 0.00011 | 0.0005 | 0.04 | 0.368 |  |
| β-Cedrene | | 0.00003 | 0.0001 | 0.04 | 0.354 |  |
| α-Terpineol | | 0.00012 | 0.0005 | 0.03 | 0.349 |  |
| Fenchol | | 0.00015 | 0.0005 | 0.03 | 0.304 |  |
| cis-Ocimene | | 0.00010 | 0.0001 | 0.01 | 0.135 |  |
| 3-Carene | | 0.00012 | 0.0005 | ND | ND | |
| α-Cedrene | | 0.00009 | 0.0004 | ND | ND | |
| α-Phellandrene | | 0.00009 | 0.0005 | ND | ND | |
| α-Pinene | | 0.00012 | 0.0005 | ND | ND | |
| α-Terpinene | | 0.00010 | 0.0005 | ND | ND | |
| alpha-Thujone | | 0.00010 | 0.0005 | ND | ND | |
| β-Farnesene | | 0.00016 | 0.0005 | ND | ND | |
| Borneol | | 0.00010 | 0.0005 | ND | ND | |
| Camphene | | 0.00009 | 0.0005 | ND | ND | |
| Camphor | | 0.00011 | 0.0005 | ND | ND | |
| Carvacrol | | 0.00008 | 0.0005 | ND | ND | |
| Carvone | | 0.00008 | 0.0005 | ND | ND | |
| Caryophyllene Oxide | | 0.00007 | 0.0005 | ND | ND | |
| Cedrol | | 0.00006 | 0.0005 | ND | ND | |
| Eucalyptol | | 0.00008 | 0.0005 | ND | ND | |
| Fenchone | | 0.00015 | 0.0005 | ND | ND | |
| γ-Terpinene | | 0.00016 | 0.0005 | ND | ND | |
| Total | | | | 1.26 | 12.616 | |

Primary Aromas



Entered by:
Instrument ID: GCMS-1
Date Tested: 04/22/2026

LOD= Limit of Detection, LOQ = Limit of Quantitation. Terpenes analyzed per CT-SOP-010. Nerolidol = Sum of Cis and Trans-Nerolidol. Calculated percentage by dry weight.




Ryan Picard
Lab Director
04/27/2026

Confident LIMS
All Rights Reserved
coa.support@confidentlims.com
(866) 506-5866
www.confidentlims.com



260316F5-GD-P1

BioTrack Lot ID: 0738 1443 6441 0140

Sample ID: 2604ANSCT0487-3357 Completed: 04/27/2026

Strain: Golden Sands
Plant, Flower - Cured, F5 Golden Sands 1g Preroll
Packaged Units, Indica,

Expiration: 04/27/2027

Client
Curaleaf
Lic. # MMPR.0000003
34 Hopmeadow St
Simsbury, CT 06089

Sample Size: 18 units
COC #: 2604ANSCT0487; Number of Servings: 1; Sample Condition: Intact;

Terpenes

| Analyte | CAS # | LOD | LOQ | Result | Result | Qualifiers |
|-------------------|-------|---------|--------|-------------|---------------|------------|
| | | % | % | % | mg/g | |
| Geraniol | | 0.00013 | 0.0005 | ND | ND | |
| Geranyl Acetate | | 0.00003 | 0.0005 | ND | ND | |
| Isoborneol | | 0.00013 | 0.0005 | ND | ND | |
| Isobornyl Acetate | | 0.00010 | 0.0005 | ND | ND | |
| m-Cymene | | 0.00011 | 0.0005 | ND | ND | |
| Menthone | | 0.00012 | 0.0005 | ND | ND | |
| Nerolidol | | | 0.0005 | ND | ND | |
| o-Cymene | | 0.00011 | 0.0005 | ND | ND | |
| (-)-Isopulegol | | 0.00007 | 0.0005 | ND | ND | |
| (-)-Guaiol | | 0.00010 | 0.0005 | ND | ND | |
| Phytane | | 0.00015 | 0.0005 | ND | ND | |
| Piperitone | | 0.00009 | 0.0005 | ND | ND | |
| Pulegone | | 0.00003 | 0.0005 | ND | ND | |
| p-Cymene | | 0.00015 | 0.0005 | ND | ND | |
| Sabinene | | 0.00009 | 0.0005 | ND | ND | |
| Sabinene Hydrate | | 0.00010 | 0.0005 | ND | ND | |
| Safranal | | 0.00009 | 0.0005 | ND | ND | |
| Terpinolene | | 0.00010 | 0.0005 | ND | ND | |
| Thymol | | 0.00009 | 0.0005 | ND | ND | |
| trans-Ocimene | | 0.00011 | 0.0004 | ND | ND | |
| Valencene | | 0.00011 | 0.0005 | ND | ND | |
| Total | | | | 1.26 | 12.616 | |

Primary Aromas



Entered by:
Instrument ID: GCMS-1
Date Tested: 04/22/2026

LOD= Limit of Detection, LOQ = Limit of Quantitation. Terpenes analyzed per CT-SOP-010. Nerolidol = Sum of Cis and Trans-Nerolidol. Calculated percentage by dry weight.




Ryan Picard
Lab Director
04/27/2026

Confident LIMS
All Rights Reserved
coa.support@confidentlims.com
(866) 506-5866
www.confidentlims.com



260316F5-GD-P1

BioTrack Lot ID: 0738 1443 6441 0140

Sample ID: 2604ANSCT0487-3357 Completed: 04/27/2026

Strain: Golden Sands
 Plant, Flower - Cured, F5 Golden Sands 1g Preroll
 Packaged Units, Indica,

Expiration: 04/27/2027

Client
Curaleaf
 Lic. # MMPR.0000003
 34 Hopmeadow St
 Simsbury, CT 06089

Sample Size: 18 units
 COC #: 2604ANSCT0487; Number of Servings: 1; Sample Condition: Intact;

Pesticides

Pass

| Analyte | LOD | LOQ | Limit | Result | Status | Analyte | LOD | LOQ | Limit | Result | Status |
|---------------------|--------|-----|----------|--------|--------|-------------------------|--------|-----|---------|--------|--------|
| | PPB | PPB | PPB | PPB | | | PPB | PPB | PPB | PPB | |
| Abamectin | 0.0270 | 5.0 | 100.00 | ND | Pass | Fludioxonil | 0.0220 | 5.0 | 100.00 | ND | Pass |
| Acephate | 0.0130 | 5.0 | 100.00 | ND | Pass | Hexythiazox | 0.0150 | 5.0 | 100.00 | ND | Pass |
| Acequinocyl | 0.0100 | 5.0 | 100.00 | ND | Pass | Imazalil | 0.0120 | 5.0 | 100.00 | ND | Pass |
| Acetamiprid | 0.0110 | 5.0 | 100.00 | ND | Pass | Imidacloprid | 0.0110 | 5.0 | 5000.00 | ND | Pass |
| Aldicarb | 0.0130 | 5.0 | 100.00 | ND | Pass | Kresoxim Methyl | 0.0150 | 5.0 | 100.00 | ND | Pass |
| Azoxystrobin | 0.0210 | 5.0 | 100.00 | ND | Pass | Malathion | 0.0180 | 5.0 | 500.00 | ND | Pass |
| Bifenazate | 0.0270 | 5.0 | 100.00 | ND | Pass | Metalaxyl | 0.0160 | 5.0 | 2000.00 | ND | Pass |
| Bifenthrin | 0.0280 | 5.0 | 3000.00 | ND | Pass | Methiocarb | 0.0180 | 5.0 | 100.00 | ND | Pass |
| Boscalid | 0.0110 | 5.0 | 100.00 | ND | Pass | Methomyl | 0.0110 | 5.0 | 1000.00 | ND | Pass |
| Captan | 0.0900 | 5.0 | 700.00 | ND | Pass | Methyl Parathion | 0.0080 | 5.0 | 100.00 | ND | Pass |
| Carbaryl | 0.0110 | 5.0 | 500.00 | ND | Pass | Mevinphos | 0.0080 | 5.0 | 100.00 | ND | Pass |
| Carbofuran | 0.0130 | 5.0 | 100.00 | ND | Pass | Myclobutanil | 0.0170 | 5.0 | 100.00 | ND | Pass |
| Chlorantraniliprole | 0.0120 | 5.0 | 10000.00 | ND | Pass | Naled | 0.0110 | 5.0 | 100.00 | ND | Pass |
| Chlordane | 0.0320 | 5.0 | 100.00 | ND | Pass | Oxamyl | 0.0110 | 5.0 | 500.00 | ND | Pass |
| Chlorfenapyr | 0.0280 | 5.0 | 100.00 | ND | Pass | Paclobutrazol | 0.0190 | 5.0 | 100.00 | ND | Pass |
| Chlorpyrifos | 0.0270 | 5.0 | 100.00 | ND | Pass | Pentachloronitrobenzene | 0.0160 | 5.0 | 100.00 | ND | Pass |
| Clofentazine | 0.0120 | 5.0 | 100.00 | ND | Pass | Permethrin | 0.0230 | 5.0 | 500.00 | ND | Pass |
| Coumaphos | 0.0090 | 5.0 | 100.00 | ND | Pass | Phosmet | 0.0100 | 5.0 | 100.00 | ND | Pass |
| Cyfluthrin | 0.0170 | 5.0 | 2000.00 | ND | Pass | Piperonyl Butoxide | 0.0200 | 5.0 | 3000.00 | ND | Pass |
| Cypermethrin | 0.0230 | 5.0 | 1000.00 | ND | Pass | Prallethrin | 0.0150 | 5.0 | 100.00 | ND | Pass |
| Daminozide | 0.0100 | 5.0 | 100.00 | ND | Pass | Propiconazole | 0.0100 | 5.0 | 100.00 | ND | Pass |
| DDVP | 0.0120 | 5.0 | 100.00 | ND | Pass | Pyrethrins | 0.0100 | 5.0 | 500.00 | ND | Pass |
| Diazinon | 0.0050 | 5.0 | 100.00 | ND | Pass | Pyridaben | 0.0240 | 5.0 | 100.00 | ND | Pass |
| Dimethoate | 0.0090 | 5.0 | 100.00 | ND | Pass | Spinetoram | 0.0190 | 5.0 | 100.00 | ND | Pass |
| Dimethomorph | 0.0140 | 5.0 | 2000.00 | ND | Pass | Spinosad | 0.0150 | 5.0 | 100.00 | ND | Pass |
| Ethoprophos | 0.0160 | 5.0 | 100.00 | ND | Pass | Spiromesifen | 0.0190 | 5.0 | 100.00 | ND | Pass |
| Etofenprox | 0.0270 | 5.0 | 100.00 | ND | Pass | Spirotetramat | 0.0130 | 5.0 | 100.00 | ND | Pass |
| Etoxazole | 0.0200 | 5.0 | 100.00 | ND | Pass | Spiroxamine | 0.0110 | 5.0 | 100.00 | ND | Pass |
| Fenhexamid | 0.0250 | 5.0 | 100.00 | ND | Pass | Tebuconazole | 0.0230 | 5.0 | 100.00 | ND | Pass |
| Fenoxycarb | 0.0160 | 5.0 | 100.00 | ND | Pass | Thiacloprid | 0.0120 | 5.0 | 100.00 | ND | Pass |
| Fenpyroximate | 0.0290 | 5.0 | 100.00 | ND | Pass | Thiamethoxam | 0.0080 | 5.0 | 5000.00 | ND | Pass |
| Fipronil | 0.0190 | 5.0 | 100.00 | ND | Pass | Trifloxystrobin | 0.0230 | 5.0 | 100.00 | ND | Pass |
| Fonicamid | 0.0130 | 5.0 | 100.00 | ND | Pass | | | | | | |

Entered by: 020
 Instrument ID 1: LCMS-1
 Instrument ID 2: 0
 Date Tested (LC): 04/22/2026
 Date Tested (GC):
 LOD= Limit of Detection, LOQ = Limit of Quantitation, ND = Not Detected. Pesticides analyzed per CT-SOP-008.




Ryan Picard
 Lab Director
 04/27/2026

Confident LIMS
 All Rights Reserved
coa.support@confidentlims.com
 (866) 506-5866
www.confidentlims.com



260316F5-GD-P1

BioTrack Lot ID: 0738 1443 6441 0140

Sample ID: 2604ANSCT0487-3357 Completed: 04/27/2026

Strain: Golden Sands
Plant, Flower - Cured, F5 Golden Sands 1g Preroll
Packaged Units, Indica,
Expiration: 04/27/2027

Client
Curaleaf
Lic. # MMPR.0000003
34 Hopmeadow St
Simsbury, CT 06089

Sample Size: 18 units
COC #: 2604ANSCT0487; Number of Servings: 1; Sample Condition: Intact;

Microbials

Pass

| Analyte | Limit | Results | Qualifiers | Status |
|-------------------------------|--------------------|---------------|------------|--------|
| Total Viable Aerobic Bacteria | CFU/g 100000 | CFU/g <100 | | Pass |
| Total Yeast & Mold | 100000 | 700 | | Pass |
| E. coli | Not Detected in 1g | Not Detected | | Pass |
| Listeria monocytogenes | Not Detected in 1g | Not Detected | | Pass |
| Salmonella | Not Detected in 1g | Not Detected | | Pass |
| Shiga Toxin E. Coli | Not Detected in 1g | Not Detected | | Pass |
| Aspergillus flavus | Not Detected in 1g | Not Detected | | Pass |
| Aspergillus fumigatus | Not Detected in 1g | Not Detected | | Pass |
| Aspergillus niger | Not Detected in 1g | Not Detected | | Pass |
| Aspergillus terreus | Not Detected in 1g | Not Detected | | Pass |

Entered by: 008/009
Instrument ID: PCR-1
Date Tested: 04/22/2026

Plating of Total Aerobic bacteria, Bile-Tolerant Gram-negative bacteria, Total Coliforms, Total Yeast & Mold and Listeria are analyzed per CT-SOP-006. Shiga Toxin-Producing Escherichia coli and Salmonella spp. are analyzed per CT-SOP-007. Aspergillus spp. are analyzed per CT-SOP-014. Viruses are analyzed per SOP-013, and not ISO accredited. NR = Not Reported, NT = Not Tested, TNTC = Too Numerous To Count.

Mycotoxins

Pass

| Analyte | LOD | LOQ | Limit | Results | Qualifiers | Status |
|--------------|-------|-------|-------|---------|------------|--------|
| | ug/kg | ug/kg | ug/kg | ug/kg | | |
| B1 | 0.0 | 1.0 | 20.0 | ND | | Pass |
| B2 | 0.0 | 1.0 | 20.0 | ND | | Pass |
| G1 | 0.0 | 1.0 | 20.0 | ND | | Pass |
| G2 | 0.0 | 1.0 | 20.0 | ND | | Pass |
| Ochratoxin A | 0.0 | 1.0 | 20.0 | ND | | Pass |

Entered by: 020
Instrument ID: LCMS-1
Date Tested: 04/22/2026

LOD= Limit of Detection, LOQ = Limit of Quantitation. Mycotoxins analyzed per CT-SOP-008.

Heavy Metals

Pass

| Analyte | LOD | LOQ | Limit | Results | Qualifiers | Status |
|----------|-------|-------|---------|---------|------------|--------|
| | ug/kg | ug/kg | ug/kg | ug/kg | | |
| Arsenic | 0.236 | 0.500 | 200.000 | ND | | Pass |
| Cadmium | 0.115 | 0.500 | 200.000 | ND | | Pass |
| Chromium | 0.216 | 1.000 | 600.000 | ND | | Pass |
| Lead | 0.088 | 1.000 | 500.000 | ND | | Pass |
| Mercury | 0.188 | 0.250 | 100.000 | ND | | Pass |

Entered by: 015
Instrument ID: ICPMS-2
Date Tested: 04/22/2026

LOD = Limit of Detection. LOQ = Limit of Quantitation. Heavy Metals analyzed per CT-SOP-005




Ryan Picard
Lab Director
04/27/2026

Confident LIMS
All Rights Reserved
coa.support@confidentlims.com
(866) 506-5866
www.confidentlims.com

