

260422-EP-LOR-0.5G-R-FG

BioTrack Lot ID: 0735167040142892

Sample ID: 2604ANSCT0515-3552 Completed: 05/01/2026

Strain: Concentrates & Extracts, Vape, , , ,
Expiration: 05/01/2027

Client

Connecticut Contract Manufacturing
Lic. # ACFB.0001847
1244 Old Clinton Rd
Westbrook, CT 06498

Sample Size: 36 units

COC #: 2604ANSCT0515; Number of Servings: ; Sample Condition: Intact;



Summary

| Test | Date Tested | Result |
|-------------------|-------------|------------------|
| Batch | | Pass |
| Cannabinoids | 04/28/2026 | Complete |
| Terpenes | 04/28/2026 | 8.35% - Complete |
| Residual Solvents | 04/29/2026 | Pass |
| Microbials | 04/28/2026 | Pass |
| Mycotoxins | 05/01/2026 | Pass |
| Pesticides | 05/01/2026 | Pass |
| Heavy Metals | 04/29/2026 | Pass |

Cannabinoids

Complete

| | | |
|------------------------------------|-------------------------------|---|
| 80.494% Total Active THC | ND Total Active CBD | 80.494% Total Active Cannabinoids |
|------------------------------------|-------------------------------|---|

| Analyte | LOD | LOQ | Result | Result | Qualifiers |
|-------------------------------------|---------|---------|---------------|----------------|------------|
| | % | % | % | mg/g | |
| THCa | 0.00003 | 0.00010 | ND | ND | |
| Δ9-THC | 0.00003 | 0.00010 | 80.494 | 804.937 | |
| Δ8-THC | 0.00005 | 0.00010 | ND | ND | |
| THCVa | 0.00001 | 0.00010 | ND | ND | |
| THCV | 0.00003 | 0.00010 | ND | ND | |
| CBDa | 0.00002 | 0.00010 | ND | ND | |
| CBD | 0.00002 | 0.00010 | ND | ND | |
| CBDVa | 0.00001 | 0.00010 | ND | ND | |
| CBDV | 0.00001 | 0.00010 | ND | ND | |
| CBNa | 0.00007 | 0.00010 | ND | ND | |
| CBN | 0.00002 | 0.00010 | ND | ND | |
| CBGa | 0.00003 | 0.00010 | ND | ND | |
| CBG | 0.00004 | 0.00010 | ND | ND | |
| CBCa | 0.00006 | 0.00010 | ND | ND | |
| CBC | 0.00004 | 0.00010 | ND | ND | |
| CBL | 0.00007 | 0.00010 | ND | ND | |
| CBT | 0.00003 | 0.00010 | ND | ND | |
| Total Available THC | | | 80.494 | 804.937 | |
| Total Active THC | | | 80.494 | 804.937 | |
| Total Available CBD | | | ND | ND | |
| Total Active CBD | | | ND | ND | |
| Total Available Cannabinoids | | | 80.494 | 804.937 | |
| Total Active Cannabinoids | | | 80.494 | 804.937 | |

Qualifiers: MS-01

Entered by: 005; Instrument ID: 1; Date Tested: 04/28/2026; 1 servings per container.

Cannabinoids analyzed per CT-SOP-009. LOD= Limit of Detection, LOQ = Limit of Quantitation, ND = Not Detected. Total Available THC = Δ9-THC + THCa. Total Active THC = Δ9-THC + (THCa0.877). Total Available CBD = CBD + CBDA. Total Active CBD = CBD +(CBDA0.877). Total Active Cannabinoids = THCa0.877+ d9 THC+ d8 THC+ THCVa0.867+ THCV+ CBDA 0.877 + CBD+ CBDV+ CBDVa 0.867+ CBNA0.876+ CBN + CBGA0.878+ CBG + CBCA*0.877+CBC+ CBL+ CBT. Total Available Cannabinoids = sum of all detected cannabinoids. Calculated percentage by dry weight.




Ryan Picard
Lab Director
05/01/2026

Confident LIMS
All Rights Reserved
coa.support@confidentlims.com
(866) 506-5866
www.confidentlims.com



260422-EP-LOR-0.5G-R-FG

BioTrack Lot ID: 0735167040142892

Sample ID: 2604ANSCT0515-3552 Completed: 05/01/2026










Strain: Concentrates & Extracts, Vape, , , ,
 Expiration: 05/01/2027

Client

Connecticut Contract Manufacturing
 Lic. # ACFB.0001847
 1244 Old Clinton Rd
 Westbrook, CT 06498

Sample Size: 36 units
 COC #: 2604ANSCT0515; Number of Servings: ; Sample Condition: Intact;

Terpenes

| Analyte | CAS # | LOD | LOQ | Result | Result | Qualifiers |
|---------------------|-------|---------|--------|-------------|---------------|---|
| | | % | % | % | mg/g | |
| β-Caryophyllene | | 0.00006 | 0.0005 | 3.58 | 35.811 |  |
| Limonene | | 0.00013 | 0.0005 | 2.05 | 20.467 |  |
| Linalool | | 0.00010 | 0.0005 | 0.80 | 8.029 |  |
| α-Humulene | | 0.00017 | 0.0005 | 0.61 | 6.089 |  |
| β-Pinene | | 0.00011 | 0.0005 | 0.37 | 3.676 |  |
| Valencene | | 0.00011 | 0.0005 | 0.36 | 3.611 |  |
| β-Myrcene | | 0.00010 | 0.0005 | 0.23 | 2.296 |  |
| cis-Ocimene | | 0.00010 | 0.0001 | 0.21 | 2.065 |  |
| α-Pinene | | 0.00012 | 0.0005 | 0.14 | 1.432 |  |
| 3-Carene | | 0.00012 | 0.0005 | ND | ND | |
| α-Bisabolol | | 0.00008 | 0.0005 | ND | ND | |
| α-Cedrene | | 0.00009 | 0.0004 | ND | ND | |
| α-Phellandrene | | 0.00009 | 0.0005 | ND | ND | |
| α-Terpinene | | 0.00010 | 0.0005 | ND | ND | |
| α-Terpineol | | 0.00012 | 0.0005 | ND | ND | |
| alpha-Thujone | | 0.00010 | 0.0005 | ND | ND | |
| β-Cedrene | | 0.00003 | 0.0001 | ND | ND | |
| β-Farnesene | | 0.00016 | 0.0005 | ND | ND | |
| Borneol | | 0.00010 | 0.0005 | ND | ND | |
| Camphene | | 0.00009 | 0.0005 | ND | ND | |
| Camphor | | 0.00011 | 0.0005 | ND | ND | |
| Carvacrol | | 0.00008 | 0.0005 | ND | ND | |
| Carvone | | 0.00008 | 0.0005 | ND | ND | |
| Caryophyllene Oxide | | 0.00007 | 0.0005 | ND | ND | |
| Cedrol | | 0.00006 | 0.0005 | ND | ND | |
| Eucalyptol | | 0.00008 | 0.0005 | ND | ND | |
| Fenchol | | 0.00015 | 0.0005 | ND | ND | |
| Fenchone | | 0.00015 | 0.0005 | ND | ND | |
| Total | | | | 8.35 | 83.476 | |

Primary Aromas

| | | | | |
|---|---|---|---|---|
|  Cinnamon |  Orange |  Lavender |  Hops |  Pine |
|---|---|---|---|---|

Entered by: 013
 Instrument ID: GCMS-1
 Date Tested: 04/28/2026
 LOD= Limit of Detection, LOQ = Limit of Quantitation. Terpenes analyzed per CT-SOP-010. Nerolidol = Sum of Cis and Trans-Nerolidol. Calculated percentage by dry weight.




Ryan Picard
 Lab Director
 05/01/2026

Confident LIMS
 All Rights Reserved
coa.support@confidentlims.com
 (866) 506-5866
www.confidentlims.com



260422-EP-LOR-0.5G-R-FG

BioTrack Lot ID: 0735167040142892

Sample ID: 2604ANSCT0515-3552 Completed: 05/01/2026

Strain:
 Concentrates & Extracts, Vape, , , ,

Expiration: 05/01/2027

Client

Connecticut Contract Manufacturing
 Lic. # ACFB.0001847
 1244 Old Clinton Rd
 Westbrook, CT 06498

Sample Size: 36 units

COC #: 2604ANSCT0515; Number of Servings: ; Sample Condition: Intact;

Terpenes

| Analyte | CAS # | LOD | LOQ | Result | Result | Qualifiers |
|-------------------|-------|---------|--------|-------------|---------------|------------|
| | | % | % | % | mg/g | |
| γ-Terpinene | | 0.00016 | 0.0005 | ND | ND | |
| Geraniol | | 0.00013 | 0.0005 | ND | ND | |
| Geranyl Acetate | | 0.00003 | 0.0005 | ND | ND | |
| Isoborneol | | 0.00013 | 0.0005 | ND | ND | |
| Isobornyl Acetate | | 0.00010 | 0.0005 | ND | ND | |
| m-Cymene | | 0.00011 | 0.0005 | ND | ND | |
| Menthone | | 0.00012 | 0.0005 | ND | ND | |
| Nerolidol | | | 0.0005 | ND | ND | |
| o-Cymene | | 0.00011 | 0.0005 | ND | ND | |
| (-)-Isopulegol | | 0.00007 | 0.0005 | ND | ND | |
| (-)-Guaiol | | 0.00010 | 0.0005 | ND | ND | |
| Phytane | | 0.00015 | 0.0005 | ND | ND | |
| Piperitone | | 0.00009 | 0.0005 | ND | ND | |
| Pulegone | | 0.00003 | 0.0005 | ND | ND | |
| p-Cymene | | 0.00015 | 0.0005 | ND | ND | |
| Sabinene | | 0.00009 | 0.0005 | ND | ND | |
| Sabinene Hydrate | | 0.00010 | 0.0005 | ND | ND | |
| Safranal | | 0.00009 | 0.0005 | ND | ND | |
| Terpinolene | | 0.00010 | 0.0005 | ND | ND | |
| Thymol | | 0.00009 | 0.0005 | ND | ND | |
| trans-Ocimene | | 0.00011 | 0.0004 | ND | ND | |
| Squalene | | | | 0.00 | 0.000 | |
| Total | | | | 8.35 | 83.476 | |

Primary Aromas



Entered by: 013

Instrument ID: GCMS-1

Date Tested: 04/28/2026

LOD= Limit of Detection, LOQ = Limit of Quantitation. Terpenes analyzed per CT-SOP-010. Nerolidol = Sum of Cis and Trans-Nerolidol. Calculated percentage by dry weight.




Ryan Picard
 Lab Director
 05/01/2026

Confident LIMS
 All Rights Reserved
coa.support@confidentlims.com
 (866) 506-5866
www.confidentlims.com



260422-EP-LOR-0.5G-R-FG

BioTrack Lot ID: 0735167040142892

Sample ID: 2604ANSCT0515-3552 Completed: 05/01/2026

Strain: Expiration: 05/01/2027
 Concentrates & Extracts, Vape, , ,

Client

Connecticut Contract Manufacturing
 Lic. # ACFB.0001847
 1244 Old Clinton Rd
 Westbrook, CT 06498

Sample Size: 36 units

COC #: 2604ANSCT0515; Number of Servings: ; Sample Condition: Intact;

Pesticides

Pass

| Analyte | LOD | LOQ | Limit | Result | Status | Analyte | LOD | LOQ | Limit | Result | Status |
|---------------------|--------|-----|----------|--------|--------|-------------------------|--------|-----|---------|--------|--------|
| | PPB | PPB | PPB | PPB | | | PPB | PPB | PPB | PPB | |
| Abamectin | 0.0270 | 5.0 | 100.00 | ND | Pass | Fludioxonil | 0.0220 | 5.0 | 100.00 | ND | Pass |
| Acephate | 0.0130 | 5.0 | 100.00 | ND | Pass | Hexythiazox | 0.0150 | 5.0 | 100.00 | ND | Pass |
| Acequinocyl | 0.0100 | 5.0 | 100.00 | ND | Pass | Imazalil | 0.0120 | 5.0 | 100.00 | ND | Pass |
| Acetamiprid | 0.0110 | 5.0 | 100.00 | ND | Pass | Imidacloprid | 0.0110 | 5.0 | 5000.00 | ND | Pass |
| Aldicarb | 0.0130 | 5.0 | 100.00 | ND | Pass | Kresoxim Methyl | 0.0150 | 5.0 | 100.00 | ND | Pass |
| Azoxystrobin | 0.0210 | 5.0 | 100.00 | ND | Pass | Malathion | 0.0180 | 5.0 | 500.00 | ND | Pass |
| Bifenazate | 0.0270 | 5.0 | 100.00 | ND | Pass | Metalaxyl | 0.0160 | 5.0 | 2000.00 | ND | Pass |
| Bifenthrin | 0.0280 | 5.0 | 3000.00 | ND | Pass | Methiocarb | 0.0180 | 5.0 | 100.00 | ND | Pass |
| Boscalid | 0.0110 | 5.0 | 100.00 | ND | Pass | Methomyl | 0.0110 | 5.0 | 1000.00 | ND | Pass |
| Captan | 0.0900 | 5.0 | 700.00 | ND | Pass | Methyl Parathion | 0.0080 | 5.0 | 100.00 | ND | Pass |
| Carbaryl | 0.0110 | 5.0 | 500.00 | ND | Pass | Mevinphos | 0.0080 | 5.0 | 100.00 | ND | Pass |
| Carbofuran | 0.0130 | 5.0 | 100.00 | ND | Pass | Myclobutanil | 0.0170 | 5.0 | 100.00 | ND | Pass |
| Chlorantraniliprole | 0.0120 | 5.0 | 10000.00 | ND | Pass | Naled | 0.0110 | 5.0 | 100.00 | ND | Pass |
| Chlordane | 0.0320 | 5.0 | 100.00 | ND | Pass | Oxamyl | 0.0110 | 5.0 | 500.00 | ND | Pass |
| Chlorfenapyr | 0.0280 | 5.0 | 100.00 | ND | Pass | Pacllobutrazol | 0.0190 | 5.0 | 100.00 | ND | Pass |
| Chlorpyrifos | 0.0270 | 5.0 | 100.00 | ND | Pass | Pentachloronitrobenzene | 0.0160 | 5.0 | 100.00 | ND | Pass |
| Clofentezine | 0.0120 | 5.0 | 100.00 | ND | Pass | Permethrin | 0.0230 | 5.0 | 500.00 | ND | Pass |
| Coumaphos | 0.0090 | 5.0 | 100.00 | ND | Pass | Phosmet | 0.0100 | 5.0 | 100.00 | ND | Pass |
| Cyfluthrin | 0.0170 | 5.0 | 2000.00 | ND | Pass | Piperonyl Butoxide | 0.0200 | 5.0 | 3000.00 | ND | Pass |
| Cypermethrin | 0.0230 | 5.0 | 1000.00 | ND | Pass | Prallethrin | 0.0150 | 5.0 | 100.00 | ND | Pass |
| Daminozide | 0.0100 | 5.0 | 100.00 | ND | Pass | Propiconazole | 0.0100 | 5.0 | 100.00 | ND | Pass |
| DDVP | 0.0120 | 5.0 | 100.00 | ND | Pass | Pyrethrins | 0.0100 | 5.0 | 500.00 | ND | Pass |
| Diazinon | 0.0050 | 5.0 | 100.00 | ND | Pass | Pyridaben | 0.0240 | 5.0 | 100.00 | ND | Pass |
| Dimethoate | 0.0090 | 5.0 | 100.00 | ND | Pass | Spinetoram | 0.0190 | 5.0 | 100.00 | ND | Pass |
| Dimethomorph | 0.0140 | 5.0 | 2000.00 | ND | Pass | Spinosad | 0.0150 | 5.0 | 100.00 | ND | Pass |
| Ethoprophos | 0.0160 | 5.0 | 100.00 | ND | Pass | Spiromesifen | 0.0190 | 5.0 | 100.00 | ND | Pass |
| Etofenprox | 0.0270 | 5.0 | 100.00 | ND | Pass | Spirotetramat | 0.0130 | 5.0 | 100.00 | ND | Pass |
| Etoxazole | 0.0200 | 5.0 | 100.00 | ND | Pass | Spiroxamine | 0.0110 | 5.0 | 100.00 | ND | Pass |
| Fenhexamid | 0.0250 | 5.0 | 100.00 | ND | Pass | Tebuconazole | 0.0230 | 5.0 | 100.00 | ND | Pass |
| Fenoxycarb | 0.0160 | 5.0 | 100.00 | ND | Pass | Thiacloprid | 0.0120 | 5.0 | 100.00 | ND | Pass |
| Fenpyroximate | 0.0290 | 5.0 | 100.00 | ND | Pass | Thiamethoxam | 0.0080 | 5.0 | 5000.00 | ND | Pass |
| Fipronil | 0.0190 | 5.0 | 100.00 | ND | Pass | Trifloxystrobin | 0.0230 | 5.0 | 100.00 | ND | Pass |
| Fonicamid | 0.0130 | 5.0 | 100.00 | ND | Pass | | | | | | |

Entered by: 020

Instrument ID 1: LCMS-1

Instrument ID 2: 0

Date Tested (LC): 05/01/2026

Date Tested (GC):

LOD= Limit of Detection, LOQ = Limit of Quantitation, ND = Not Detected. Pesticides analyzed per CT-SOP-008.



Ryan Picard
 Lab Director
 05/01/2026

Confident LIMS
 All Rights Reserved
coa.support@confidentlims.com
 (866) 506-5866
www.confidentlims.com



260422-EP-LOR-0.5G-R-FG

BioTrack Lot ID: 0735167040142892

Sample ID: 2604ANSCT0515-3552 Completed: 05/01/2026

Strain: Concentrates & Extracts, Vape, , , ,
Expiration: 05/01/2027

Client

Connecticut Contract Manufacturing
Lic. # ACFB.0001847
1244 Old Clinton Rd
Westbrook, CT 06498

Sample Size: 36 units

COC #: 2604ANSCT0515; Number of Servings: ; Sample Condition: Intact;

Microbials

Pass

| Analyte | Limit | Results | Qualifiers | Status |
|-------------------------------|--------------------|---------------|------------|--------|
| Total Viable Aerobic Bacteria | CFU/g 100000 | CFU/g <100 | | Pass |
| Total Yeast & Mold | 100000 | <100 | | Pass |
| E. coli | Not Detected in 1g | Not Detected | | Pass |
| Listeria monocytogenes | Not Detected in 1g | Not Detected | | Pass |
| Salmonella | Not Detected in 1g | Not Detected | | Pass |
| Shiga Toxin E. Coli | Not Detected in 1g | Not Detected | | Pass |
| Aspergillus flavus | Not Detected in 1g | Not Detected | | Pass |
| Aspergillus fumigatus | Not Detected in 1g | Not Detected | | Pass |
| Aspergillus niger | Not Detected in 1g | Not Detected | | Pass |
| Aspergillus terreus | Not Detected in 1g | Not Detected | | Pass |

Entered by: 008/09

Instrument ID: PCR-1

Date Tested: 04/28/2026

Plating of Total Aerobic bacteria, Bile-Tolerant Gram-negative bacteria, Total Coliforms, Total Yeast & Mold and Listeria are analyzed per CT-SOP-006. Shiga Toxin-Producing Escherichia coli and Salmonella spp. are analyzed per CT-SOP-007. Aspergillus spp. are analyzed per CT-SOP-014. Viruses are analyzed per SOP-013, and not ISO accredited. NR = Not Reported, NT = Not Tested, TNTC = Too Numerous To Count.

Mycotoxins

Pass

| Analyte | LOD | LOQ | Limit | Results | Qualifiers | Status |
|--------------|-------|-------|-------|---------|------------|--------|
| | ug/kg | ug/kg | ug/kg | ug/kg | | |
| B1 | 0.0 | 1.0 | 20.0 | ND | | Pass |
| B2 | 0.0 | 1.0 | 20.0 | ND | | Pass |
| G1 | 0.0 | 1.0 | 20.0 | ND | | Pass |
| G2 | 0.0 | 1.0 | 20.0 | ND | | Pass |
| Ochratoxin A | 0.0 | 1.0 | 20.0 | ND | | Pass |

Entered by: 020

Instrument ID: LCMS-1

Date Tested: 04/28/2026

LOD= Limit of Detection, LOQ = Limit of Quantitation. Mycotoxins analyzed per CT-SOP-008.

Heavy Metals

Pass

| Analyte | LOD | LOQ | Limit | Results | Qualifiers | Status |
|----------|-------|-------|---------|---------|------------|--------|
| | ug/kg | ug/kg | ug/kg | ug/kg | | |
| Arsenic | 0.236 | 0.500 | 200.000 | ND | | Pass |
| Cadmium | 0.115 | 0.500 | 200.000 | ND | | Pass |
| Chromium | 0.216 | 1.000 | 600.000 | ND | | Pass |
| Lead | 0.088 | 1.000 | 500.000 | ND | | Pass |
| Mercury | 0.188 | 0.250 | 100.000 | ND | | Pass |

Entered by: 015

Instrument ID: ICPMS-2

Date Tested: 04/28/2026

LOD = Limit of Detection, LOQ = Limit of Quantitation. Heavy Metals analyzed per CT-SOP-005




Ryan Picard
Lab Director
05/01/2026

Confident LIMS
All Rights Reserved
coa.support@confidentlims.com
(866) 506-5866
www.confidentlims.com



260422-EP-LOR-0.5G-R-FG

BioTrack Lot ID: 0735167040142892

Sample ID: 2604ANSCT0515-3552 Completed: 05/01/2026

Strain: Concentrates & Extracts, Vape, , , ,
 Expiration: 05/01/2027

Client

Connecticut Contract Manufacturing
 Lic. # ACFB.0001847
 1244 Old Clinton Rd
 Westbrook, CT 06498

Sample Size: 36 units
 COC #: 2604ANSCT0515; Number of Servings: ; Sample Condition: Intact;

Residual Solvents

Pass

| Analyte | LOQ PPM | Limit PPM | Results PPM | Status | Qualifiers |
|-------------------------|------------|--------------|----------------|--------|------------|
| Acetone | 50.000 | 1000.000 | ND | Pass | |
| Ethanol | 50.000 | 1000.000 | ND | Pass | |
| Ethyl-Acetate | 50.000 | 1000.000 | ND | Pass | |
| Ethyl-Ether | 50.000 | 1000.000 | ND | Pass | |
| Ethyl-Formate | 50.000 | 1000.000 | ND | Pass | |
| Heptane | 50.000 | 1000.000 | ND | Pass | |
| Isobutane | 50.000 | 1000.000 | ND | Pass | |
| Isobutyl-Acetate | 50.000 | 1000.000 | ND | Pass | |
| Isopropyl-Acetate | 50.000 | 1000.000 | ND | Pass | |
| n-Butane | 50.000 | 1000.000 | ND | Pass | |
| n-Pentane | 50.000 | 1000.000 | ND | Pass | |
| Propane | 50.000 | 1000.000 | ND | Pass | |
| Tert-Butyl-Methyl-Ether | 50.000 | 1000.000 | ND | Pass | |

Qualifiers: C-01

Entered by: 021

Instrument ID: GC-1

Date Tested: 04/29/2026

LOQ = Limit of Quantitation, ND = Not Detected. Residual Solvents analyzed per CT-SOP-011, Acetonitrile, Methanol, Toluene, Xylene, Hexane outside of ISO scope.




Ryan Picard
 Lab Director
 05/01/2026

Confident LIMS
 All Rights Reserved
 coa.support@confidentlims.com
 (866) 506-5866
 www.confidentlims.com



260422-EP-LOR-0.5G-R-FG

BioTrack Lot ID: 0735167040142892

Sample ID: 2604ANSCT0515-3552 Completed: 05/01/2026

Strain: Expiration: 05/01/2027
 Concentrates & Extracts, Vape, , , ,

Client

Connecticut Contract Manufacturing
 Lic. # ACFB.0001847
 1244 Old Clinton Rd
 Westbrook, CT 06498

Sample Size: 36 units

COC #: 2604ANSCT0515; Number of Servings: ; Sample Condition: Intact;

Ingredient Testing

| Analyte | Results | Status |
|----------------------------|--------------|--------|
| Vitamin E Acetate | Not Detected | Pass |
| Medium Chain Triglycerides | Not Detected | Pass |
| Polyethylene Glycol | Not Detected | Pass |
| Squalane | Not Detected | Pass |
| Squalene | Not Detected | Pass |

Entered by: 018
 Instrument ID: CT- FTIR-1
 Date Tested: 04/28/2026
 Ingredient testing analyzed per CT-SOP-015




Ryan Picard
 Lab Director
 05/01/2026

Confident LIMS
 All Rights Reserved
coa.support@confidentlims.com
 (866) 506-5866
www.confidentlims.com



The sampling was performed by Analytics Labs CT LLC, in accordance with established sampling protocols. Samples were received intact and underwent testing following all appropriate chain of custody and sample control protocols. All pass limits are as specified in the most recent version of Chapter 420f Sec. 21a 408-414, Chapter 420h Sec. 21a 420-429 and 21a 421j-(1-40). This product has been tested by Analytics Labs using internally validated testing methodologies and a quality management system. Uncertainty and test condition information is available upon request. Decision Rule (measurement of uncertainty) is not used to determine Pass/Fail. Analytics Labs makes no claim as to the efficacy, safety, or other risk associated with any detected, or non-detected levels of any compounds reported herein. This Certificate shall not be reproduced, except in full, without the written consent of Analytics Labs CT.