

## 260213DL-TO-L5

BioTrack Lot ID: 7001 9961 9057 4136

**Sample ID: 2602ANSCT0197-1422** Completed: 02/24/2026

Strain: Tahoe OG Expiration: 02/24/2027  
Concentrates & Extracts, Vape, Tahoe OG Legacy  
510-0.5g, Indica,

Client  
**Curaleaf**  
Lic. # MMPR.0000003  
34 Hopmeadow St  
Simsbury, CT 06089

Sample Size: 36 units  
COC #: 2602ANSCT0197; Number of Servings: 1; Sample Condition: Intact;



### Summary

| Test              | Date Tested | Result           |
|-------------------|-------------|------------------|
| Batch             |             | Pass             |
| Cannabinoids      | 02/18/2026  | Complete         |
| Terpenes          | 02/18/2026  | 3.69% - Complete |
| Residual Solvents | 02/18/2026  | Pass             |
| Microbials        | 02/18/2026  | Pass             |
| Mycotoxins        | 02/18/2026  | Pass             |
| Pesticides        | 02/18/2026  | Pass             |
| Heavy Metals      | 02/18/2026  | Pass             |

### Cannabinoids

Complete

|                                    |                               |   |
|------------------------------------|-------------------------------|---|
| <b>87.311%</b><br>Total Active THC | <b>ND</b><br>Total Active CBD | <b>90.271%</b><br>Total Active Cannabinoids |
|------------------------------------|-------------------------------|---|

| Analyte                             | LOD     | LOQ     | Result        | Result         | Qualifiers |
|-------------------------------------|---------|---------|---------------|----------------|------------|
|                                     | %       | %       | %             | mg/g           |            |
| THCa                                | 0.00003 | 0.00010 | ND            | ND             |            |
| Δ9-THC                              | 0.00003 | 0.00010 | 87.311        | 873.108        |            |
| Δ8-THC                              | 0.00005 | 0.00010 | ND            | ND             |            |
| THCVa                               | 0.00001 | 0.00010 | ND            | ND             |            |
| THCV                                | 0.00003 | 0.00010 | ND            | ND             |            |
| CBDa                                | 0.00002 | 0.00010 | ND            | ND             |            |
| CBD                                 | 0.00002 | 0.00010 | ND            | ND             |            |
| CBDVa                               | 0.00001 | 0.00010 | ND            | ND             |            |
| CBDV                                | 0.00001 | 0.00010 | ND            | ND             |            |
| CBNa                                | 0.00007 | 0.00010 | ND            | ND             |            |
| CBN                                 | 0.00002 | 0.00010 | ND            | ND             |            |
| CBGa                                | 0.00003 | 0.00010 | ND            | ND             |            |
| CBG                                 | 0.00004 | 0.00010 | 2.961         | 29.607         |            |
| CBCa                                | 0.00006 | 0.00010 | ND            | ND             |            |
| CBC                                 | 0.00004 | 0.00010 | ND            | ND             |            |
| CBL                                 | 0.00007 | 0.00010 | ND            | ND             |            |
| CBT                                 | 0.00003 | 0.00010 | ND            | ND             |            |
| <b>Total Available THC</b>          |         |         | <b>87.311</b> | <b>873.108</b> |            |
| <b>Total Active THC</b>             |         |         | <b>87.311</b> | <b>873.108</b> |            |
| <b>Total Available CBD</b>          |         |         | <b>ND</b>     | <b>ND</b>      |            |
| <b>Total Active CBD</b>             |         |         | <b>ND</b>     | <b>ND</b>      |            |
| <b>Total Available Cannabinoids</b> |         |         | <b>90.271</b> | <b>902.715</b> |            |
| <b>Total Active Cannabinoids</b>    |         |         | <b>90.271</b> | <b>902.715</b> |            |

Entered by: 005; Instrument ID: 1; Date Tested: 02/18/2026; 1 servings per container.

Cannabinoids analyzed per CT-SOP-009. LOD= Limit of Detection, LOQ = Limit of Quantitation, ND = Not Detected. Total Available THC = Δ9-THC + THCa. Total Active THC = Δ9-THC + (THCA0.877). Total Available CBD = CBD + CBDA. Total Active CBD = CBD +(CBDA0.877). Total Active Cannabinoids = THCA0.877+ d9 THC+ d8 THC+ THCVa0.867+ THCV+ CBDA 0.877 + CBD+ CBDV+ CBDVa 0.867+ CBNA0.876+ CBN + CBGA0.878+ CBG + CBCA\*0.877+CBC+ CBL+ CBT. Total Available Cannabinoids = sum of all detected cannabinoids. Calculated percentage by dry weight.




Ryan Picard  
Lab Director  
02/24/2026

Confident LIMS  
All Rights Reserved  
coa.support@confidentlims.com  
(866) 506-5866  
www.confidentlims.com



## 260213DL-TO-L5

BioTrack Lot ID: 7001 9961 9057 4136












**Sample ID: 2602ANSCT0197-1422** Completed: 02/24/2026

Strain: Tahoe OG Expiration: 02/24/2027  
Concentrates & Extracts, Vape, Tahoe OG Legacy  
510-0.5g, Indica,

Client  
**Curaleaf**  
Lic. # MMPR.0000003  
34 Hopmeadow St  
Simsbury, CT 06089

Sample Size: 36 units  
COC #: 2602ANSCT0197; Number of Servings: 1; Sample Condition: Intact;

### Terpenes

| Analyte             | CAS # | LOD     | LOQ    | Result      | Result        | Qualifiers  |
|---------------------|-------|---------|--------|-------------|---------------|---|
|                     |       | %       | %      | %           | mg/g          |   |
| Limonene            |       | 0.00004 | 0.0005 | 1.33        | 13.276        |  |
| β-Caryophyllene     |       | 0.00003 | 0.0005 | 0.79        | 7.855         |  |
| Linalool            |       | 0.00002 | 0.0005 | 0.32        | 3.193         |  |
| α-Humulene          |       | 0.00003 | 0.0005 | 0.28        | 2.768         |  |
| β-Myrcene           |       | 0.00004 | 0.0005 | 0.23        | 2.304         |  |
| α-Pinene            |       | 0.00004 | 0.0005 | 0.20        | 2.021         |  |
| β-Pinene            |       | 0.00002 | 0.0005 | 0.17        | 1.731         |  |
| trans-Ocimene       |       | 0.00005 | 0.0004 | 0.13        | 1.251         |  |
| Terpinolene         |       | 0.00002 | 0.0005 | 0.10        | 1.024         |  |
| Fenchol             |       | 0.00002 | 0.0005 | 0.09        | 0.884         |  |
| β-Farnesene         |       | 0.00010 | 0.0005 | 0.06        | 0.588         |  |
| 2-Piperidone        |       | 0.00003 | 0.0005 | ND          | ND            |   |
| 3-Carene            |       | 0.00003 | 0.0005 | ND          | ND            |   |
| α-Bisabolol         |       | 0.00007 | 0.0005 | ND          | ND            |   |
| α-Cedrene           |       | 0.00002 | 0.0004 | ND          | ND            |   |
| α-Phellandrene      |       | 0.00003 | 0.0005 | ND          | ND            |   |
| α-Terpinene         |       | 0.00002 | 0.0005 | ND          | ND            |   |
| α-Terpineol         |       | 0.00004 | 0.0005 | ND          | ND            |   |
| alpha-Thujone       |       | 0.00002 | 0.0005 | ND          | ND            |   |
| β-Cedrene           |       | 0.00012 | 0.0001 | ND          | ND            |   |
| Borneol             |       | 0.00002 | 0.0005 | ND          | ND            |   |
| Camphene            |       | 0.00007 | 0.0005 | ND          | ND            |   |
| Camphor             |       | 0.00001 | 0.0005 | ND          | ND            |   |
| Carvacrol           |       | 0.00013 | 0.0005 | ND          | ND            |   |
| Carvone             |       | 0.00003 | 0.0005 | ND          | ND            |   |
| Caryophyllene Oxide |       | 0.00010 | 0.0005 | ND          | ND            |   |
| Cedrol              |       | 0.00003 | 0.0005 | ND          | ND            |   |
| cis-Ocimene         |       | 0.00004 | 0.0001 | ND          | ND            |   |
| <b>Total</b>        |       |         |        | <b>3.69</b> | <b>36.895</b> |   |

### Primary Aromas



Entered by: 013

Instrument ID: GCMS-1

Date Tested: 02/18/2026

LOD= Limit of Detection, LOQ = Limit of Quantitation. Terpenes analyzed per CT-SOP-010. Nerolidol = Sum of Cis and Trans-Nerolidol. Calculated percentage by dry weight.




Ryan Picard  
Lab Director  
02/24/2026

Confident LIMS  
All Rights Reserved  
coa.support@confidentlims.com  
(866) 506-5866  
www.confidentlims.com



## 260213DL-TO-L5

BioTrack Lot ID: 7001 9961 9057 4136

**Sample ID: 2602ANSCT0197-1422** Completed: 02/24/2026

Strain: Tahoe OG Expiration: 02/24/2027  
Concentrates & Extracts, Vape, Tahoe OG Legacy  
510-0.5g, Indica,

Client  
**Curaleaf**  
Lic. # MMPR.0000003  
34 Hopmeadow St  
Simsbury, CT 06089

Sample Size: 36 units  
COC #: 2602ANSCT0197; Number of Servings: 1; Sample Condition: Intact;

### Terpenes

| Analyte           | CAS # | LOD     | LOQ    | Result      | Result        | Qualifiers |
|-------------------|-------|---------|--------|-------------|---------------|------------|
|                   |       | %       | %      | %           | mg/g          |            |
| Citral            |       | 0.00002 | 0.0005 | ND          | ND            |            |
| Eucalyptol        |       | 0.00003 | 0.0005 | ND          | ND            |            |
| Fenchone          |       | 0.00002 | 0.0005 | ND          | ND            |            |
| γ-Terpinene       |       | 0.00002 | 0.0005 | ND          | ND            |            |
| Geraniol          |       | 0.00003 | 0.0005 | ND          | ND            |            |
| Geranyl Acetate   |       | 0.00002 | 0.0005 | ND          | ND            |            |
| Isoborneol        |       | 0.00002 | 0.0005 | ND          | ND            |            |
| Isobornyl Acetate |       | 0.00002 | 0.0005 | ND          | ND            |            |
| m-Cymene          |       | 0.00002 | 0.0005 | ND          | ND            |            |
| Menthone          |       | 0.00003 | 0.0005 | ND          | ND            |            |
| Nerol             |       | 0.00004 | 0.0005 | ND          | ND            |            |
| Nerolidol         |       |         | 0.0005 | ND          | ND            |            |
| Nootkatone        |       | 0.00011 | 0.0005 | ND          | ND            |            |
| o-Cymene          |       | 0.00003 | 0.0005 | ND          | ND            |            |
| (-)-Isopulegol    |       | 0.00002 | 0.0005 | ND          | ND            |            |
| (-)-Guaiol        |       | 0.00006 | 0.0005 | ND          | ND            |            |
| Phytane           |       | 0.00002 | 0.0005 | ND          | ND            |            |
| Piperitone        |       | 0.00003 | 0.0005 | ND          | ND            |            |
| Pulegone          |       | 0.00002 | 0.0005 | ND          | ND            |            |
| p-Cymene          |       | 0.00003 | 0.0005 | ND          | ND            |            |
| Sabinene          |       | 0.00003 | 0.0005 | ND          | ND            |            |
| Sabinene Hydrate  |       | 0.00001 | 0.0005 | ND          | ND            |            |
| Safranal          |       | 0.00001 | 0.0005 | ND          | ND            |            |
| Thymol            |       | 0.00005 | 0.0005 | ND          | ND            |            |
| Valencene         |       | 0.00002 | 0.0005 | ND          | ND            |            |
| Squalene          |       |         |        | 0.00        | 0.000         |            |
| <b>Total</b>      |       |         |        | <b>3.69</b> | <b>36.895</b> |            |

### Primary Aromas



Entered by: 013

Instrument ID: GCMS-1

Date Tested: 02/18/2026

LOD= Limit of Detection, LOQ = Limit of Quantitation. Terpenes analyzed per CT-SOP-010. Nerolidol = Sum of Cis and Trans-Nerolidol. Calculated percentage by dry weight.




Ryan Picard  
Lab Director  
02/24/2026

Confident LIMS  
All Rights Reserved  
coa.support@confidentlims.com  
(866) 506-5866  
www.confidentlims.com



## 260213DL-TO-L5

BioTrack Lot ID: 7001 9961 9057 4136

**Sample ID: 2602ANSCT0197-1422** Completed: 02/24/2026  
 Strain: Tahoe OG Expiration: 02/24/2027

Concentrates & Extracts, Vape, Tahoe OG Legacy  
 510-0.5g, Indica,

Client  
**Curaleaf**  
 Lic. # MMPR.0000003  
 34 Hopmeadow St  
 Simsbury, CT 06089

Sample Size: 36 units  
 COC #: 2602ANSCT0197; Number of Servings: 1; Sample Condition: Intact;

### Pesticides

Pass

| Analyte             | LOD    | LOQ | Limit    | Result | Status | Analyte                 | LOD    | LOQ | Limit   | Result | Status |
|---------------------|--------|-----|----------|--------|--------|-------------------------|--------|-----|---------|--------|--------|
|                     | PPB    | PPB | PPB      | PPB    |        |                         | PPB    | PPB | PPB     | PPB    |        |
| Abamectin           | 0.0270 | 5.0 | 100.00   | ND     | Pass   | Fludioxonil             | 0.0220 | 5.0 | 100.00  | ND     | Pass   |
| Acephate            | 0.0130 | 5.0 | 100.00   | ND     | Pass   | Hexythiazox             | 0.0150 | 5.0 | 100.00  | ND     | Pass   |
| Acequinocyl         | 0.0100 | 5.0 | 100.00   | ND     | Pass   | Imazalil                | 0.0120 | 5.0 | 100.00  | ND     | Pass   |
| Acetamiprid         | 0.0110 | 5.0 | 100.00   | ND     | Pass   | Imidacloprid            | 0.0110 | 5.0 | 5000.00 | ND     | Pass   |
| Aldicarb            | 0.0130 | 5.0 | 100.00   | ND     | Pass   | Kresoxim Methyl         | 0.0150 | 5.0 | 100.00  | ND     | Pass   |
| Azoxystrobin        | 0.0210 | 5.0 | 100.00   | ND     | Pass   | Malathion               | 0.0180 | 5.0 | 500.00  | ND     | Pass   |
| Bifenazate          | 0.0270 | 5.0 | 100.00   | ND     | Pass   | Metalaxyl               | 0.0160 | 5.0 | 2000.00 | ND     | Pass   |
| Bifenthrin          | 0.0280 | 5.0 | 3000.00  | ND     | Pass   | Methiocarb              | 0.0180 | 5.0 | 100.00  | ND     | Pass   |
| Boscalid            | 0.0110 | 5.0 | 100.00   | ND     | Pass   | Methomyl                | 0.0110 | 5.0 | 1000.00 | ND     | Pass   |
| Captan              | 0.0900 | 5.0 | 700.00   | ND     | Pass   | Methyl Parathion        | 0.0080 | 5.0 | 100.00  | ND     | Pass   |
| Carbaryl            | 0.0110 | 5.0 | 500.00   | ND     | Pass   | Mevinphos               | 0.0080 | 5.0 | 100.00  | ND     | Pass   |
| Carbofuran          | 0.0130 | 5.0 | 100.00   | ND     | Pass   | Myclobutanil            | 0.0170 | 5.0 | 100.00  | ND     | Pass   |
| Chlorantraniliprole | 0.0120 | 5.0 | 10000.00 | ND     | Pass   | Naled                   | 0.0110 | 5.0 | 100.00  | ND     | Pass   |
| Chlordane           | 0.0320 | 5.0 | 100.00   | ND     | Pass   | Oxamyl                  | 0.0110 | 5.0 | 500.00  | ND     | Pass   |
| Chlorfenapyr        | 0.0280 | 5.0 | 100.00   | ND     | Pass   | Paclbutrazol            | 0.0190 | 5.0 | 100.00  | ND     | Pass   |
| Chlorpyrifos        | 0.0270 | 5.0 | 100.00   | ND     | Pass   | Pentachloronitrobenzene | 0.0160 | 5.0 | 100.00  | ND     | Pass   |
| Clofentezine        | 0.0120 | 5.0 | 100.00   | ND     | Pass   | Permethrin              | 0.0230 | 5.0 | 500.00  | ND     | Pass   |
| Coumaphos           | 0.0090 | 5.0 | 100.00   | ND     | Pass   | Phosmet                 | 0.0100 | 5.0 | 100.00  | ND     | Pass   |
| Cyfluthrin          | 0.0170 | 5.0 | 2000.00  | ND     | Pass   | Piperonyl Butoxide      | 0.0200 | 5.0 | 3000.00 | ND     | Pass   |
| Cypermethrin        | 0.0230 | 5.0 | 1000.00  | ND     | Pass   | Prallethrin             | 0.0150 | 5.0 | 100.00  | ND     | Pass   |
| Daminozide          | 0.0100 | 5.0 | 100.00   | ND     | Pass   | Propiconazole           | 0.0100 | 5.0 | 100.00  | ND     | Pass   |
| DDVP                | 0.0120 | 5.0 | 100.00   | ND     | Pass   | Pyrethrins              | 0.0100 | 5.0 | 500.00  | ND     | Pass   |
| Diazinon            | 0.0050 | 5.0 | 100.00   | ND     | Pass   | Pyridaben               | 0.0240 | 5.0 | 100.00  | ND     | Pass   |
| Dimethoate          | 0.0090 | 5.0 | 100.00   | ND     | Pass   | Spinetoram              | 0.0190 | 5.0 | 100.00  | ND     | Pass   |
| Dimethomorph        | 0.0140 | 5.0 | 2000.00  | ND     | Pass   | Spinosad                | 0.0150 | 5.0 | 100.00  | ND     | Pass   |
| Ethoprophos         | 0.0160 | 5.0 | 100.00   | ND     | Pass   | Spiromesifen            | 0.0190 | 5.0 | 100.00  | ND     | Pass   |
| Etofenprox          | 0.0270 | 5.0 | 100.00   | ND     | Pass   | Spirotetramat           | 0.0130 | 5.0 | 100.00  | ND     | Pass   |
| Etoxazole           | 0.0200 | 5.0 | 100.00   | ND     | Pass   | Spiroxamine             | 0.0110 | 5.0 | 100.00  | ND     | Pass   |
| Fenhexamid          | 0.0250 | 5.0 | 100.00   | ND     | Pass   | Tebuconazole            | 0.0230 | 5.0 | 100.00  | ND     | Pass   |
| Fenoxycarb          | 0.0160 | 5.0 | 100.00   | ND     | Pass   | Thiacloprid             | 0.0120 | 5.0 | 100.00  | ND     | Pass   |
| Fenpyroximate       | 0.0290 | 5.0 | 100.00   | ND     | Pass   | Thiamethoxam            | 0.0080 | 5.0 | 5000.00 | ND     | Pass   |
| Fipronil            | 0.0190 | 5.0 | 100.00   | ND     | Pass   | Trifloxystrobin         | 0.0230 | 5.0 | 100.00  | ND     | Pass   |
| Fonicamid           | 0.0130 | 5.0 | 100.00   | ND     | Pass   |                         |        |     |         |        |        |

Qualifiers: C-01  
 Entered by: TE-002  
 Instrument ID 1: LCMS-1  
 Instrument ID 2: 0  
 Date Tested (LC): 02/18/2026  
 Date Tested (GC):  
 LOD= Limit of Detection, LOQ = Limit of Quantitation, ND = Not Detected. Pesticides analyzed per CT-SOP-008.




Ryan Picard  
 Lab Director  
 02/24/2026

Confident LIMS  
 All Rights Reserved  
[coa.support@confidentlims.com](mailto:coa.support@confidentlims.com)  
 (866) 506-5866  
[www.confidentlims.com](http://www.confidentlims.com)



## 260213DL-TO-L5

BioTrack Lot ID: 7001 9961 9057 4136

**Sample ID: 2602ANSCT0197-1422** Completed: 02/24/2026

Strain: Tahoe OG Expiration: 02/24/2027  
Concentrates & Extracts, Vape, Tahoe OG Legacy  
510-0.5g, Indica,

Client

**Curaleaf**  
Lic. # MMPR.0000003  
34 Hopmeadow St  
Simsbury, CT 06089

Sample Size: 36 units

COC #: 2602ANSCT0197; Number of Servings: 1; Sample Condition: Intact;

### Microbials

Pass

| Analyte                       | Limit              | Results       | Qualifiers | Status |
|-------------------------------|--------------------|---------------|------------|--------|
| Total Viable Aerobic Bacteria | CFU/g<br>100000    | CFU/g<br><100 |            | Pass   |
| Total Yeast & Mold            | 100000             | <100          |            | Pass   |
| E. coli                       | Not Detected in 1g | Not Detected  |            | Pass   |
| Listeria monocytogenes        | Not Detected in 1g | Not Detected  |            | Pass   |
| Salmonella                    | Not Detected in 1g | Not Detected  |            | Pass   |
| Shiga Toxin E. Coli           | Not Detected in 1g | Not Detected  |            | Pass   |
| Aspergillus flavus            | Not Detected in 1g | Not Detected  |            | Pass   |
| Aspergillus fumigatus         | Not Detected in 1g | Not Detected  |            | Pass   |
| Aspergillus niger             | Not Detected in 1g | Not Detected  |            | Pass   |
| Aspergillus terreus           | Not Detected in 1g | Not Detected  |            | Pass   |

Entered by: 008/009/017

Instrument ID: PCR-1

Date Tested: 02/18/2026

Plating of Total Aerobic bacteria, Bile-Tolerant Gram-negative bacteria, Total Coliforms, Total Yeast & Mold and Listeria are analyzed per CT-SOP-006. Shiga Toxin-Producing Escherichia coli and Salmonella spp. are analyzed per CT-SOP-007. Aspergillus spp. are analyzed per CT-SOP-014. Viruses are analyzed per SOP-013, and not ISO accredited. NR = Not Reported, NT = Not Tested, TNTC = Too Numerous To Count.

### Mycotoxins

Pass

| Analyte      | LOD   | LOQ   | Limit | Results | Qualifiers | Status |
|--------------|-------|-------|-------|---------|------------|--------|
|              | ug/kg | ug/kg | ug/kg | ug/kg   |            |        |
| B1           | 0.0   | 1.0   | 20.0  | ND      |            | Pass   |
| B2           | 0.0   | 1.0   | 20.0  | ND      |            | Pass   |
| G1           | 0.0   | 1.0   | 20.0  | ND      |            | Pass   |
| G2           | 0.0   | 1.0   | 20.0  | ND      |            | Pass   |
| Ochratoxin A | 0.0   | 1.0   | 20.0  | ND      |            | Pass   |

Qualifiers: C-01

Entered by: TE-002

Instrument ID: LCMS-1

Date Tested: 02/18/2026

LOD= Limit of Detection, LOQ = Limit of Quantitation. Mycotoxins analyzed per CT-SOP-008.

### Heavy Metals

Pass

| Analyte  | LOD   | LOQ   | Limit   | Results | Qualifiers | Status |
|----------|-------|-------|---------|---------|------------|--------|
|          | ug/kg | ug/kg | ug/kg   | ug/kg   |            |        |
| Arsenic  | 0.236 | 0.500 | 200.000 | ND      |            | Pass   |
| Cadmium  | 0.115 | 0.500 | 200.000 | ND      |            | Pass   |
| Chromium | 0.216 | 1.000 | 600.000 | ND      |            | Pass   |
| Lead     | 0.088 | 1.000 | 500.000 | ND      |            | Pass   |
| Mercury  | 0.188 | 0.250 | 100.000 | ND      |            | Pass   |

Entered by: 015

Instrument ID: ICPMS-2

Date Tested: 02/18/2026

LOD = Limit of Detection. LOQ = Limit of Quantitation. Heavy Metals analyzed per CT-SOP-005




Ryan Picard  
Lab Director  
02/24/2026

Confident LIMS  
All Rights Reserved  
[coa.support@confidentlims.com](mailto:coa.support@confidentlims.com)  
(866) 506-5866  
[www.confidentlims.com](http://www.confidentlims.com)



**260213DL-TO-L5**

BioTrack Lot ID: 7001 9961 9057 4136

**Sample ID: 2602ANSCT0197-1422** Completed: 02/24/2026  
 Strain: Tahoe OG Expiration: 02/24/2027

Client  
**Curaleaf**  
 Lic. # MMPR.0000003  
 34 Hopmeadow St  
 Simsbury, CT 06089

Sample Size: 36 units  
 COC #: 2602ANSCT0197; Number of Servings: 1; Sample Condition: Intact;

**Residual Solvents**

Pass

| Analyte                 | LOQ<br>PPM | Limit<br>PPM | Results<br>PPM | Status | Qualifiers |
|-------------------------|------------|--------------|----------------|--------|------------|
| Acetone                 | 50.000     | 1000.000     | ND             | Pass   |            |
| Ethanol                 | 50.000     | 1000.000     | ND             | Pass   |            |
| Ethyl-Acetate           | 50.000     | 1000.000     | ND             | Pass   |            |
| Ethyl-Ether             | 50.000     | 1000.000     | ND             | Pass   |            |
| Ethyl-Formate           | 50.000     | 1000.000     | ND             | Pass   |            |
| Heptane                 | 50.000     | 1000.000     | ND             | Pass   |            |
| Isobutane               | 50.000     | 1000.000     | ND             | Pass   |            |
| Isobutyl-Acetate        | 50.000     | 1000.000     | ND             | Pass   |            |
| Isopropyl-Acetate       | 50.000     | 1000.000     | ND             | Pass   |            |
| n-Butane                | 50.000     | 1000.000     | ND             | Pass   |            |
| n-Pentane               | 50.000     | 1000.000     | ND             | Pass   |            |
| Propane                 | 50.000     | 1000.000     | ND             | Pass   |            |
| Tert-Butyl-Methyl-Ether | 50.000     | 1000.000     | ND             | Pass   |            |

Entered by: TE-003  
 Instrument ID: GC-1  
 Date Tested: 02/18/2026  
 LOQ = Limit of Quantitation, ND = Not Detected. Residual Solvents analyzed per CT-SOP-011




Ryan Picard  
 Lab Director  
 02/24/2026

Confident LIMS  
 All Rights Reserved  
 coa.support@confidentlims.com  
 (866) 506-5866  
 www.confidentlims.com



**260213DL-TO-L5**

BioTrack Lot ID: 7001 9961 9057 4136

**Sample ID: 2602ANSCT0197-1422** Completed: 02/24/2026  
 Strain: Tahoe OG Expiration: 02/24/2027

Client  
**Curaleaf**  
 Lic. # MMPR.0000003  
 34 Hopmeadow St  
 Simsbury, CT 06089

Sample Size: 36 units  
 COC #: 2602ANSCT0197; Number of Servings: 1; Sample Condition: Intact;

**Ingredient Testing**

| Analyte                    | Results      | Status |
|----------------------------|--------------|--------|
| Vitamin E Acetate          | Not Detected | Pass   |
| Medium Chain Triglycerides | Not Detected | Pass   |
| Polyethylene Glycol        | Not Detected | Pass   |
| Squalane                   | Not Detected | Pass   |
| Squalene                   | Not Detected | Pass   |

Entered by: 018  
 Instrument ID: CT-FTIR-1  
 Date Tested: 02/18/2026  
 Ingredient testing analyzed per CT-SOP-015




Ryan Picard  
 Lab Director  
 02/24/2026

Confident LIMS  
 All Rights Reserved  
 coa.support@confidentlims.com  
 (866) 506-5866  
 www.confidentlims.com



The sampling was performed by Analytics Labs CT LLC, in accordance with established sampling protocols. Samples were received intact and underwent testing following all appropriate chain of custody and sample control protocols. All pass limits are as specified in the most recent version of Chapter 420f Sec. 21a 408-414, Chapter 420h Sec. 21a 420-429 and 21a 421j-(1-40). This product has been tested by Analytics Labs using internally validated testing methodologies and a quality management system. Uncertainty and test condition information is available upon request. Decision Rule (measurement of uncertainty) is not used to determine Pass/Fail. Analytics Labs makes no claim as to the efficacy, safety, or other risk associated with any detected, or non-detected levels of any compounds reported herein. This Certificate shall not be reproduced, except in full, without the written consent of Analytics Labs CT.