

YEE-061125


BioTrack Lot ID: 8229 0616 4744 3165

Sample ID: 2511ANSCT1000-6059 Completed: 11/26/2025

Strain: Yeet Expiration: 11/26/2026
Plant, Flower - Cured, , , ,

Client
Crisp Cannabis
Lic. #
115 Forest St
Norwich, CT 06360

Sample Size: 20 units
COC #: 2511ANSCT1000; Number of Servings: 1; Amended: No; Sample Condition: Intact;



Summary

| Test | Date Tested | Result |
|----------------|-------------|--------------------|
| Batch | | Pass |
| Cannabinoids | 11/22/2025 | Complete |
| Moisture | 11/25/2025 | 16% - Complete |
| Water Activity | 11/24/2025 | 0.58 aw - Complete |
| Terpenes | 11/25/2025 | 3.61% - Complete |
| Microbials | 11/22/2025 | Pass |
| Mycotoxins | 11/24/2025 | Pass |
| Pesticides | 11/24/2025 | Pass |
| Heavy Metals | 11/23/2025 | Pass |

Moisture Entered By: 018
Instrument ID: MA-2
Moisture analyzed per SOP-004

Water Activity Entered By: 012
Instrument ID: CT-WA-003
Water Activity analyzed per SOP-020. NT= Not Tested, NR = Not Reported.

Cannabinoids

Complete

| | | |
|------------------------------------|-------------------------------|---|
| 27.818% Total Active THC | ND Total Active CBD | 28.596% Total Active Cannabinoids |
|------------------------------------|-------------------------------|---|

| Analyte | LOD | LOQ | Result | Result | Qualifiers |
|-------------------------------------|---------|---------|---------------|----------------|------------|
| | % | % | % | mg/g | |
| THCa | 0.00003 | 0.00010 | 30.361 | 303.615 | |
| Δ9-THC | 0.00003 | 0.00010 | 1.191 | 11.911 | |
| Δ8-THC | 0.00005 | 0.00010 | ND | ND | |
| THCVa | 0.00001 | 0.00010 | ND | ND | |
| THCV | 0.00003 | 0.00010 | ND | ND | |
| CBDa | 0.00002 | 0.00010 | ND | ND | |
| CBD | 0.00002 | 0.00010 | ND | ND | |
| CBDVa | 0.00001 | 0.00010 | ND | ND | |
| CBDV | 0.00001 | 0.00010 | ND | ND | |
| CBNa | 0.00007 | 0.00010 | ND | ND | |
| CBN | 0.00002 | 0.00010 | ND | ND | |
| CBGa | 0.00003 | 0.00010 | 0.886 | 8.861 | |
| CBG | 0.00004 | 0.00010 | ND | ND | |
| CBCa | 0.00006 | 0.00010 | ND | ND | |
| CBC | 0.00004 | 0.00010 | ND | ND | |
| CBL | 0.00007 | 0.00010 | ND | ND | |
| CBT | 0.00003 | 0.00010 | ND | ND | |
| Total Available THC | | | 31.553 | 315.526 | |
| Total Active THC | | | 27.818 | 278.181 | |
| Total Available CBD | | | ND | ND | |
| Total Active CBD | | | ND | ND | |
| Total Available Cannabinoids | | | 32.439 | 324.387 | |
| Total Active Cannabinoids | | | 28.596 | 285.961 | |

Entered by: 56; Instrument ID: 1; Date Tested: 11/22/2025; 1 servings per container.
Cannabinoids analyzed by SOP-009. LOD= Limit of Detection, LOQ = Limit of Quantitation, ND = Not Detected. Total Available THC = Δ9-THC + THCa. Total Active THC = Δ9-THC + (THCA0.877). Total Available CBD = CBD + CBDA. Total Active CBD = CBD +(CBDA0.877). Total Active Cannabinoids = THCA0.877+ d9 THC+ d8 THC+ THCVa0.867+ THCV+ CBDA 0.877 + CBD+ CBDV+ CBDVa 0.867+ CBNA0.876+ CBN + CBGA0.878+ CBG + CBCA*0.877+CBC+ CBL+ CBT. Total Available Cannabinoids = sum of all detected cannabinoids. Calculated percentage by dry weight




Ryan Picard
Lab Director
11/26/2025

Confident LIMS
All Rights Reserved
coa.support@confidentlims.com
(866) 506-5866
www.confidentlims.com



YEE-061125

BioTrack Lot ID: 8229 0616 4744 3165

Sample ID: 2511ANSCT1000-6059 Completed: 11/26/2025

Strain: Yeet
Plant, Flower - Cured, , , ,

Expiration: 11/26/2026














Client

Crisp Cannabis
Lic. #
115 Forest St
Norwich, CT 06360

Sample Size: 20 units

COC #: 2511ANSCT1000; Number of Servings: 1; Amended: No; Sample Condition: Intact;

Terpenes

| Analyte | CAS # | LOD | LOQ | Result | Result | Qualifiers |
|---------------------|-------|---------|--------|-------------|---------------|---|
| | | % | % | % | mg/g | |
| Limonene | | 0.00004 | 0.0005 | 0.90 | 8.986 |  |
| β-Caryophyllene | | 0.00003 | 0.0005 | 0.90 | 8.974 |  |
| Linalool | | 0.00002 | 0.0005 | 0.46 | 4.572 |  |
| α-Humulene | | 0.00003 | 0.0005 | 0.25 | 2.487 |  |
| β-Myrcene | | 0.00004 | 0.0005 | 0.23 | 2.325 |  |
| β-Pinene | | 0.00002 | 0.0005 | 0.19 | 1.874 |  |
| α-Terpineol | | 0.00004 | 0.0005 | 0.17 | 1.680 |  |
| α-Pinene | | 0.00004 | 0.0005 | 0.14 | 1.434 |  |
| Fenchol | | 0.00002 | 0.0005 | 0.13 | 1.292 |  |
| Geranyl Acetate | | 0.00002 | 0.0005 | 0.08 | 0.836 |  |
| α-Cedrene | | 0.00002 | 0.0004 | 0.07 | 0.697 |  |
| β-Farnesene | | 0.00010 | 0.0005 | 0.05 | 0.478 |  |
| α-Bisabolol | | 0.00007 | 0.0005 | 0.04 | 0.425 |  |
| 2-Piperidone | | 0.00003 | 0.0005 | ND | ND | |
| 3-Carene | | 0.00003 | 0.0005 | ND | ND | |
| α-Phellandrene | | 0.00003 | 0.0005 | ND | ND | |
| α-Terpinene | | 0.00002 | 0.0005 | ND | ND | |
| alpha-Thujone | | 0.00002 | 0.0005 | ND | ND | |
| β-Cedrene | | 0.00012 | 0.0001 | ND | ND | |
| Borneol | | 0.00002 | 0.0005 | ND | ND | |
| Camphene | | 0.00007 | 0.0005 | ND | ND | |
| Camphor | | 0.00001 | 0.0005 | ND | ND | |
| Carvacrol | | 0.00013 | 0.0005 | ND | ND | |
| Carvone | | 0.00003 | 0.0005 | ND | ND | |
| Caryophyllene Oxide | | 0.00010 | 0.0005 | ND | ND | |
| Cedrol | | 0.00003 | 0.0005 | ND | ND | |
| cis-Ocimene | | 0.00004 | 0.0001 | ND | ND | |
| Citral | | 0.00002 | 0.0005 | ND | ND | |
| Total | | | | 3.61 | 36.061 | |

Primary Aromas



Entered by: TE-002

Instrument ID: GCMS-1

Date Tested: 11/25/2025

LOD= Limit of Detection, LOQ = Limit of Quantitation. Terpenes analyzed by SOP-010. Nerolidol = Sum of Cis and Trans-Nerolidol. Calculated percentage by dry weight




Ryan Picard
Lab Director
11/26/2025

Confident LIMS
All Rights Reserved
coa.support@confidentlims.com
(866) 506-5866
www.confidentlims.com



YEE-061125

BioTrack Lot ID: 8229 0616 4744 3165

Sample ID: 2511ANSCT1000-6059 Completed: 11/26/2025

Strain: Yeet
Plant, Flower - Cured, , , ,

Expiration: 11/26/2026

Client

Crisp Cannabis
Lic. #
115 Forest St
Norwich, CT 06360

Sample Size: 20 units

COC #: 2511ANSCT1000; Number of Servings: 1; Amended: No; Sample Condition: Intact;

Terpenes

| Analyte | CAS # | LOD | LOQ | Result | Result | Qualifiers |
|-------------------|-------|---------|--------|-------------|---------------|------------|
| | | % | % | % | mg/g | |
| Eucalyptol | | 0.00003 | 0.0005 | ND | ND | |
| Fenchone | | 0.00002 | 0.0005 | ND | ND | |
| γ-Terpinene | | 0.00002 | 0.0005 | ND | ND | |
| Geraniol | | 0.00003 | 0.0005 | ND | ND | |
| Isoborneol | | 0.00002 | 0.0005 | ND | ND | |
| Isobornyl Acetate | | 0.00002 | 0.0005 | ND | ND | |
| m-Cymene | | 0.00002 | 0.0005 | ND | ND | |
| Menthone | | 0.00003 | 0.0005 | ND | ND | |
| Nerol | | 0.00004 | 0.0005 | ND | ND | |
| Nerolidol | | | 0.0005 | ND | ND | |
| Nootkatone | | 0.00011 | 0.0005 | ND | ND | |
| o-Cymene | | 0.00003 | 0.0005 | ND | ND | |
| (-)-Isopulegol | | 0.00002 | 0.0005 | ND | ND | |
| (-)-Guaiol | | 0.00006 | 0.0005 | ND | ND | |
| Phytane | | 0.00002 | 0.0005 | ND | ND | |
| Piperitone | | 0.00003 | 0.0005 | ND | ND | |
| Pulegone | | 0.00002 | 0.0005 | ND | ND | |
| p-Cymene | | 0.00003 | 0.0005 | ND | ND | |
| Sabinene | | 0.00003 | 0.0005 | ND | ND | |
| Sabinene Hydrate | | 0.00001 | 0.0005 | ND | ND | |
| Safranal | | 0.00001 | 0.0005 | ND | ND | |
| Terpinolene | | 0.00002 | 0.0005 | ND | ND | |
| Thymol | | 0.00005 | 0.0005 | ND | ND | |
| trans-Ocimene | | 0.00005 | 0.0004 | ND | ND | |
| Valencene | | 0.00002 | 0.0005 | ND | ND | |
| Total | | | | 3.61 | 36.061 | |

Primary Aromas



Entered by: TE-002
Instrument ID: GCMS-1
Date Tested: 11/25/2025

LOD= Limit of Detection, LOQ = Limit of Quantitation. Terpenes analyzed by SOP-010. Nerolidol = Sum of Cis and Trans-Nerolidol. Calculated percentage by dry weight




Ryan Picard
Lab Director
11/26/2025

Confident LIMS
All Rights Reserved
coa.support@confidentlims.com
(866) 506-5866
www.confidentlims.com



YEE-061125

BioTrack Lot ID: 8229 0616 4744 3165

Sample ID: 2511ANSCT1000-6059 Completed: 11/26/2025

Strain: Yeet Expiration: 11/26/2026
 Plant, Flower - Cured, , , ,

Client
Crisp Cannabis
 Lic. #
 115 Forest St
 Norwich, CT 06360

Sample Size: 20 units
 COC #: 2511ANSCT1000; Number of Servings: 1; Amended: No; Sample Condition: Intact;

Pesticides

Pass

| Analyte | LOD | LOQ | Limit | Result | Status | Analyte | LOD | LOQ | Limit | Result | Status |
|---------------------|--------|-----|----------|--------|--------|-------------------------|--------|-----|---------|--------|--------|
| | PPB | PPB | PPB | PPB | | | PPB | PPB | PPB | PPB | |
| Abamectin | 0.0270 | 5.0 | 100.00 | ND | Pass | Fludioxonil | 0.0220 | 5.0 | 100.00 | ND | Pass |
| Acephate | 0.0130 | 5.0 | 100.00 | ND | Pass | Hexythiazox | 0.0150 | 5.0 | 100.00 | ND | Pass |
| Acequinocyl | 0.0100 | 5.0 | 100.00 | ND | Pass | Imazalil | 0.0120 | 5.0 | 100.00 | ND | Pass |
| Acetamiprid | 0.0110 | 5.0 | 100.00 | ND | Pass | Imidacloprid | 0.0110 | 5.0 | 5000.00 | ND | Pass |
| Aldicarb | 0.0130 | 5.0 | 100.00 | ND | Pass | Kresoxim Methyl | 0.0150 | 5.0 | 100.00 | ND | Pass |
| Azoxystrobin | 0.0210 | 5.0 | 100.00 | ND | Pass | Malathion | 0.0180 | 5.0 | 500.00 | ND | Pass |
| Bifenazate | 0.0270 | 5.0 | 100.00 | ND | Pass | Metalaxyl | 0.0160 | 5.0 | 2000.00 | ND | Pass |
| Bifenthrin | 0.0280 | 5.0 | 3000.00 | ND | Pass | Methiocarb | 0.0180 | 5.0 | 100.00 | ND | Pass |
| Boscalid | 0.0110 | 5.0 | 100.00 | ND | Pass | Methomyl | 0.0110 | 5.0 | 1000.00 | ND | Pass |
| Captan | 0.0900 | 5.0 | 700.00 | ND | Pass | Methyl Parathion | 0.0080 | 5.0 | 100.00 | ND | Pass |
| Carbaryl | 0.0110 | 5.0 | 500.00 | ND | Pass | Mevinphos | 0.0080 | 5.0 | 100.00 | ND | Pass |
| Carbofuran | 0.0130 | 5.0 | 100.00 | ND | Pass | Myclobutanil | 0.0170 | 5.0 | 100.00 | ND | Pass |
| Chlorantraniliprole | 0.0120 | 5.0 | 10000.00 | ND | Pass | Naled | 0.0110 | 5.0 | 100.00 | ND | Pass |
| Chlordane | 0.0320 | 5.0 | 100.00 | ND | Pass | Oxamyl | 0.0110 | 5.0 | 500.00 | ND | Pass |
| Chlorfenapyr | 0.0280 | 5.0 | 100.00 | ND | Pass | Pacllobutrazol | 0.0190 | 5.0 | 100.00 | ND | Pass |
| Chlorpyrifos | 0.0270 | 5.0 | 100.00 | ND | Pass | Pentachloronitrobenzene | 0.0160 | 5.0 | 100.00 | ND | Pass |
| Clofentezine | 0.0120 | 5.0 | 100.00 | ND | Pass | Permethrin | 0.0230 | 5.0 | 500.00 | ND | Pass |
| Coumaphos | 0.0090 | 5.0 | 100.00 | ND | Pass | Phosmet | 0.0100 | 5.0 | 100.00 | ND | Pass |
| Cyfluthrin | 0.0170 | 5.0 | 2000.00 | ND | Pass | Piperonyl Butoxide | 0.0200 | 5.0 | 3000.00 | ND | Pass |
| Cypermethrin | 0.0230 | 5.0 | 1000.00 | ND | Pass | Prallethrin | 0.0150 | 5.0 | 100.00 | ND | Pass |
| Daminozide | 0.0100 | 5.0 | 100.00 | ND | Pass | Propiconazole | 0.0100 | 5.0 | 100.00 | ND | Pass |
| DDVP | 0.0120 | 5.0 | 100.00 | ND | Pass | Pyrethrins | 0.0100 | 5.0 | 500.00 | ND | Pass |
| Diazinon | 0.0050 | 5.0 | 100.00 | ND | Pass | Pyridaben | 0.0240 | 5.0 | 100.00 | ND | Pass |
| Dimethoate | 0.0090 | 5.0 | 100.00 | ND | Pass | Spinetoram | 0.0190 | 5.0 | 100.00 | ND | Pass |
| Dimethomorph | 0.0140 | 5.0 | 2000.00 | ND | Pass | Spinosad | 0.0150 | 5.0 | 100.00 | ND | Pass |
| Ethoprophos | 0.0160 | 5.0 | 100.00 | ND | Pass | Spiromesifen | 0.0190 | 5.0 | 100.00 | ND | Pass |
| Etofenprox | 0.0270 | 5.0 | 100.00 | ND | Pass | Spirotetramat | 0.0130 | 5.0 | 100.00 | ND | Pass |
| Etoazole | 0.0200 | 5.0 | 100.00 | ND | Pass | Spiroxamine | 0.0110 | 5.0 | 100.00 | ND | Pass |
| Fenhexamid | 0.0250 | 5.0 | 100.00 | ND | Pass | Tebuconazole | 0.0230 | 5.0 | 100.00 | ND | Pass |
| Fenoxycarb | 0.0160 | 5.0 | 100.00 | ND | Pass | Thiacloprid | 0.0120 | 5.0 | 100.00 | ND | Pass |
| Fenpyroximate | 0.0290 | 5.0 | 100.00 | ND | Pass | Thiamethoxam | 0.0080 | 5.0 | 5000.00 | ND | Pass |
| Fipronil | 0.0190 | 5.0 | 100.00 | ND | Pass | Trifloxystrobin | 0.0230 | 5.0 | 100.00 | ND | Pass |
| Fonicamid | 0.0130 | 5.0 | 100.00 | ND | Pass | | | | | | |

Entered by: TE-002
 Instrument ID 1: LCMS-1
 Instrument ID 2: 0
 Date Tested (LC): 11/24/2025
 Date Tested (GC):
 LOD= Limit of Detection, LOQ = Limit of Quantitation. Pesticides analyzed by SOP-008




Ryan Picard
 Lab Director
 11/26/2025

Confident LIMS
 All Rights Reserved
coa.support@confidentlims.com
 (866) 506-5866
www.confidentlims.com



The sampling was performed by Analytics Labs CT LLC, in accordance with established sampling protocols. Samples were received intact and underwent testing following all appropriate chain of custody and sample control protocols. All pass limits are as specified in the most recent version of Chapter 420f Sec. 21a 408-414, Chapter 420h Sec. 21a 420-429 and 21a 421j-(1-40). This product has been tested by Analytics Labs using internally validated testing methodologies and a quality management system. Uncertainty and test condition information is available upon request. Decision Rule (measurement of uncertainty) is not used to determine Pass/Fail. Analytics Labs makes no claim as to the efficacy, safety, or other risk associated with any detected, or non-detected levels of any compounds reported herein. This Certificate shall not be reproduced, except in full, without the written consent of Analytics Labs CT.

YEE-061125

BioTrack Lot ID: 8229 0616 4744 3165

Sample ID: 2511ANSCT1000-6059 Completed: 11/26/2025

Strain: Yeet
Plant, Flower - Cured, , , ,

Expiration: 11/26/2026

Client
Crisp Cannabis
Lic. #
115 Forest St
Norwich, CT 06360

Sample Size: 20 units
COC #: 2511ANSCT1000; Number of Servings: 1; Amended: No; Sample Condition: Intact;

Microbials

Pass

| Analyte | Limit | Results | Qualifiers | Status |
|-------------------------------|--------------------|---------------|------------|--------|
| Total Viable Aerobic Bacteria | CFU/g 100000 | CFU/g <100 | | Pass |
| Total Yeast & Mold | 100000 | <100 | | Pass |
| E. coli | Not Detected in 1g | Not Detected | | Pass |
| Listeria monocytogenes | Not Detected in 1g | Not Detected | | Pass |
| Salmonella | Not Detected in 1g | Not Detected | | Pass |
| Shiga Toxin E. Coli | Not Detected in 1g | Not Detected | | Pass |
| Aspergillus flavus | Not Detected in 1g | Not Detected | | Pass |
| Aspergillus fumigatus | Not Detected in 1g | Not Detected | | Pass |
| Aspergillus niger | Not Detected in 1g | Not Detected | | Pass |
| Aspergillus terreus | Not Detected in 1g | Not Detected | | Pass |

Entered by: 008/009/017
Instrument ID: PCR-1
Date Tested: 11/22/2025

Plating of Total Aerobic bacteria, Bile-Tolerant Gram-negative bacteria, total Coliforms, and total yeast & mold are analyzed by SOP-006. Shiga Toxin-Producing Escherichia coli and Salmonella spp. are analyzed by SOP-019. Viruses analyzed by SOP-016, are non-compliant, and NOT ISO accredited. NR = Not Reported, NT = Not Tested, TNTC = Too Numerous To Count.

Mycotoxins

Pass

| Analyte | LOD | LOQ | Limit | Results | Qualifiers | Status |
|--------------|-------|-------|-------|---------|------------|--------|
| | ug/kg | ug/kg | ug/kg | ug/kg | | |
| B1 | 0.0 | 1.0 | 20.0 | ND | | Pass |
| B2 | 0.0 | 1.0 | 20.0 | ND | | Pass |
| G1 | 0.0 | 1.0 | 20.0 | ND | | Pass |
| G2 | 0.0 | 1.0 | 20.0 | ND | | Pass |
| Ochratoxin A | 0.0 | 1.0 | 20.0 | ND | | Pass |

Entered by: TE-002
Instrument ID: LCMS-1
Date Tested: 11/22/2025

LOD= Limit of Detection, LOQ = Limit of Quantitation. Mycotoxins analyzed by SOP-013.

Heavy Metals

Pass

| Analyte | LOD | LOQ | Limit | Results | Qualifiers | Status |
|----------|-------|-------|---------|---------|------------|--------|
| | ug/kg | ug/kg | ug/kg | ug/kg | | |
| Arsenic | 0.236 | 0.500 | 200.000 | ND | | Pass |
| Cadmium | 0.115 | 0.500 | 200.000 | ND | | Pass |
| Chromium | 0.216 | 1.000 | 600.000 | ND | | Pass |
| Lead | 0.088 | 1.000 | 500.000 | ND | | Pass |
| Mercury | 0.188 | 0.250 | 100.000 | ND | | Pass |

Entered by: 015
Instrument ID: ICPMS-2
Date Tested: 11/22/2025

LOD = Limit of Detection. LOQ = Limit of Quantitation. Heavy Metals analyzed by SOP-005




Ryan Picard
Lab Director
11/26/2025

Confident LIMS
All Rights Reserved
coa.support@confidentlims.com
(866) 506-5866
www.confidentlims.com

